



## Northeast Lauderdale Middle School

Lauderdale County School District

7763 Highway 39 North  
Meridian, MS 39305

Shacora Moore  
smoore@lauderdale.k12.ms.us

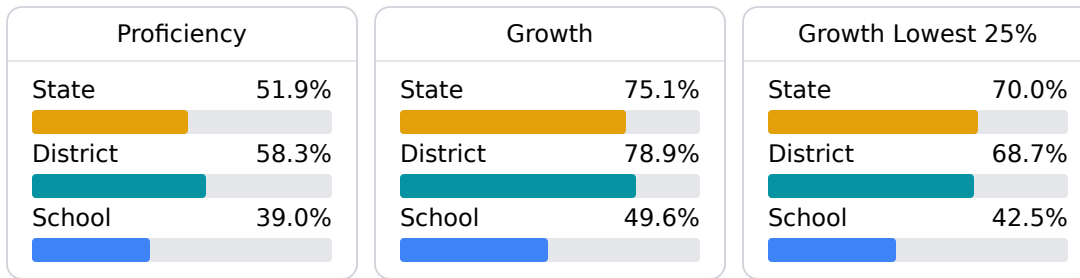
Identified for **Comprehensive Support and Improvement**

### School Accountability Grade Components

Mississippi's accountability system assigns "A" through "F" letter grades for schools and districts. Grades are based on student achievement, student growth, student participation in testing, and other academic measures.

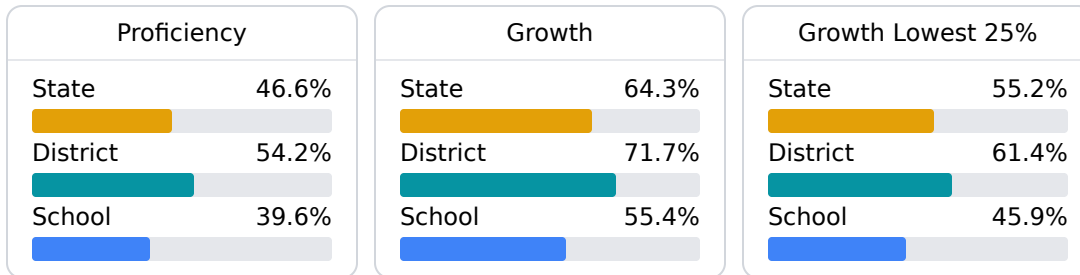
#### Math

Measurements of student performance on the statewide math assessment.



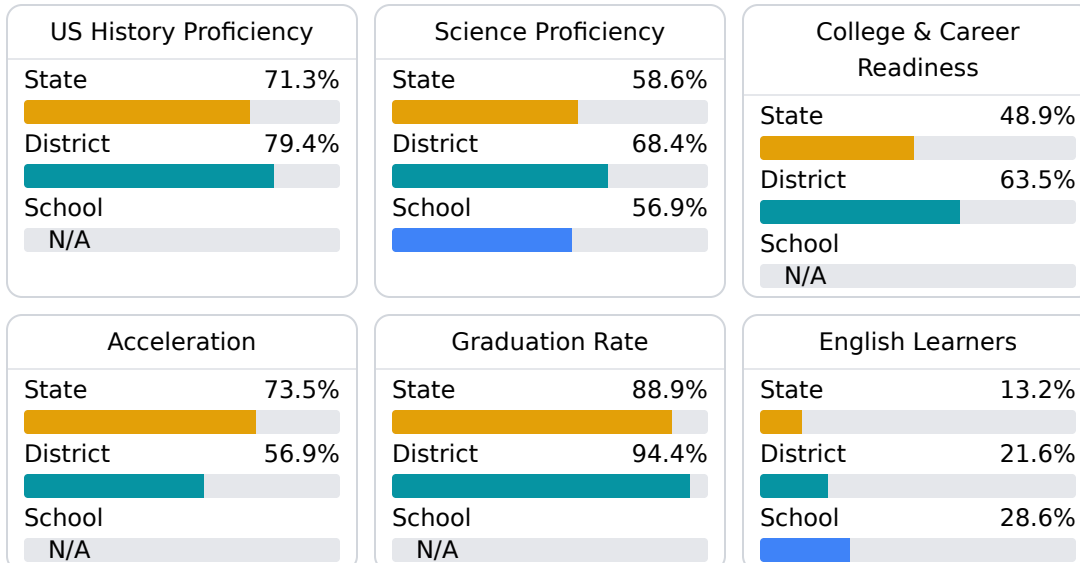
#### English

Measurements of student performance on the statewide English language arts (ELA) assessment.



#### Other Measures

Other measurements of student performance that factor into the accountability grade.



### Teacher Data

40.7

Teachers



66.3%

Experienced Teachers

4.9%

Provisional Teachers

95.8%

In-Field Teachers

## Detailed Assessment and Other Data

### Student Performance

The following information shows each level of student performance on statewide assessments.

#### Math

Level 1	Level 2	Level 3	Level 4	Level 5
State 0-10%	State 11-20%	State 21-30%	State 31-40%	State 11-20%
District 0-10%	District 11-20%	District 21-30%	District 31-40%	District 21-30%
School 5.9%	School 21.5%	School 35.5%	School 29.9%	School 7.2%
Minimal	Basic	Passing	Proficient	Advanced

#### English

Level 1	Level 2	Level 3	Level 4	Level 5
State 8.3%	State 17.0%	State 29.7%	State 29.3%	State 15.7%
District 0-10%	District 11-20%	District 21-30%	District 31-40%	District 11-20%
School 8.0%	School 17.7%	School 35.5%	School 25.7%	School 13.2%
Minimal	Basic	Passing	Proficient	Advanced

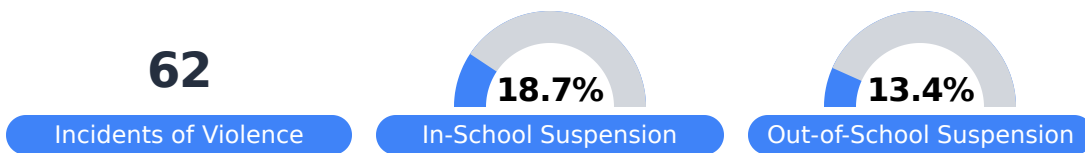
#### Science

Level 1	Level 2	Level 3	Level 4	Level 5
State 11.4%	State 11.9%	State 20.8%	State 33.6%	State 22.3%
District 5.7%	District 10.0%	District 18.9%	District 39.2%	District 26.2%
School 8.6%	School 11.7%	School 25.3%	School 38.1%	School 16.3%
Minimal	Basic	Passing	Proficient	Advanced

### Student Assessment Participation



### Discipline



### Other Data



**35.0%**

Chronic Absenteeism



**\$10,547.65**

Per-Pupil Expenditure