



## Clarkdale High School

Lauderdale County School District



7000 Highway 145  
Meridian, MS 39301



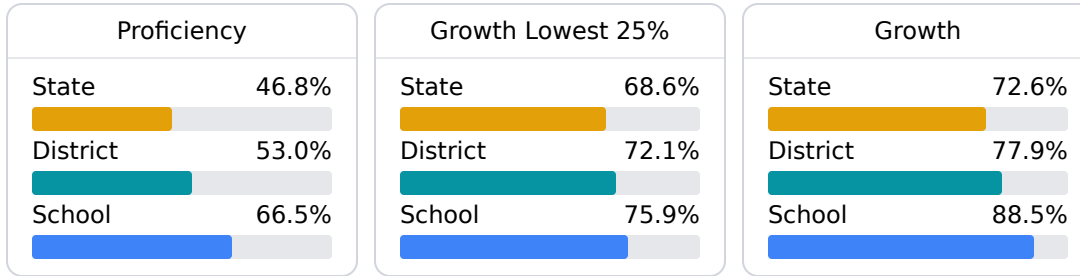
Stephanie Shirley  
sshirley@lauderdale.k12.ms.us

### School Accountability Grade Components

Mississippi's accountability system assigns "A" through "F" letter grades for schools and districts. Grades are based on student achievement, student growth, student participation in testing, and other academic measures. COVID - 19 pandemic disruptions continue to be reflected in 2021 - 2022 accountability data, particularly growth data.

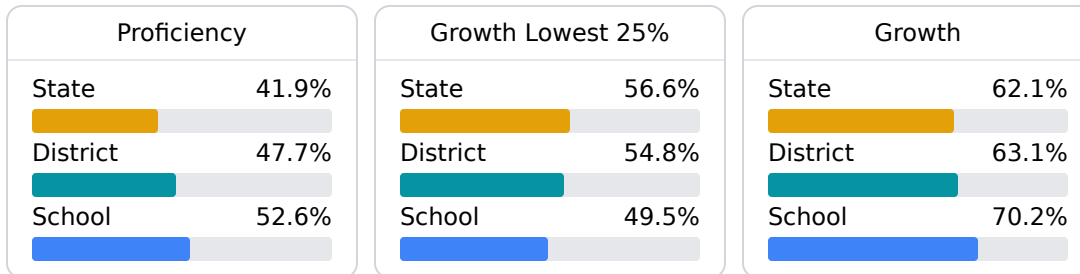
#### Math

Measurements of student performance on the statewide math assessment.



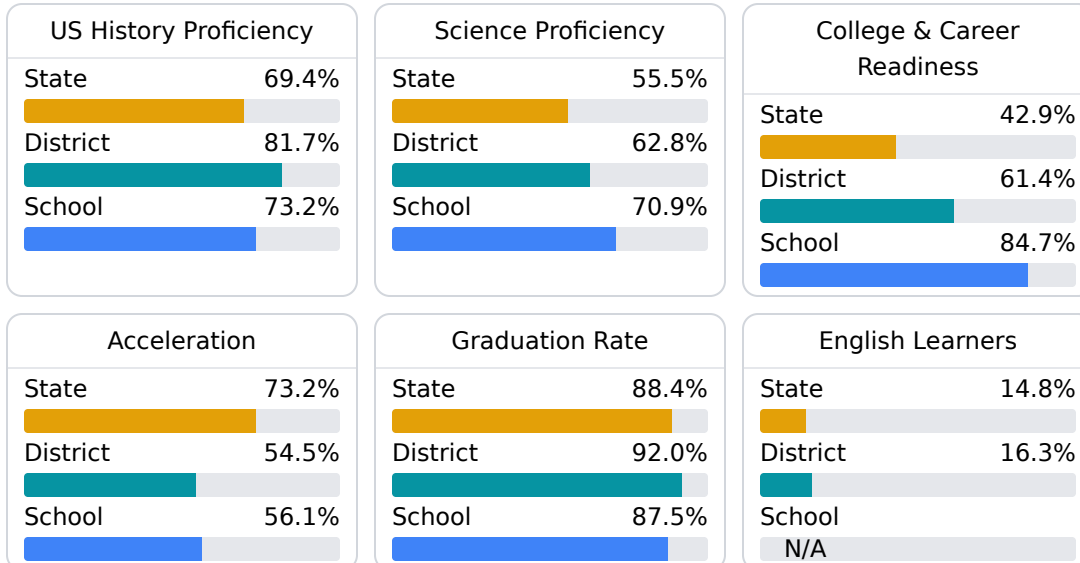
#### English

Measurements of student performance on the statewide English language arts (ELA) assessment.



#### Other Measures

Other measurements of student performance that factor into the accountability grade.



### Teacher Data

36.3

Teachers



87.2%

Experienced Teachers

2.3%

Provisional Teachers

91.3%

In-Field Teachers

## Detailed Assessment and Other Data

### Student Performance

The following information shows each level of student performance on statewide assessments.

#### Math

Level 1		Level 2		Level 3		Level 4		Level 5	
State	7.0%	State	19.3%	State	27.3%	State	31.5%	State	15.0%
District	0-10%	District	11-20%	District	21-30%	District	31-40%	District	11-20%
School	6.2%	School	8.5%	School	19.4%	School	46.9%	School	19.0%
Minimal		Basic		Passing		Proficient		Advanced	

#### English

Level 1		Level 2		Level 3		Level 4		Level 5	
State	8.6%	State	18.9%	State	31.3%	State	29.1%	State	12.1%
District	5.5%	District	15.7%	District	31.9%	District	32.4%	District	14.6%
School	5.6%	School	11.7%	School	30.6%	School	29.6%	School	22.5%
Minimal		Basic		Passing		Proficient		Advanced	

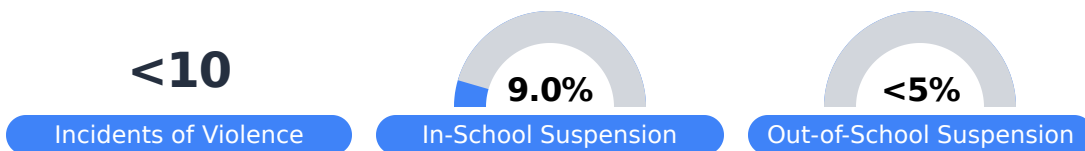
#### Science

Level 1		Level 2		Level 3		Level 4		Level 5	
State	11.0%	State	12.4%	State	22.5%	State	34.7%	State	19.4%
District	5.9%	District	10.4%	District	22.2%	District	39.0%	District	22.5%
School	0-10%	School	11-20%	School	11-20%	School	41-50%	School	21-30%
Minimal		Basic		Passing		Proficient		Advanced	

### Student Assessment Participation



### Discipline



### Other Data



**36.5%**

Chronic Absenteeism



**\$10,909.56**

Per-Pupil Expenditure



**72.5%**

Post-Secondary Enrollment



**64.7%**

Advanced Course Participation