



Clarkdale Elementary School

Lauderdale County School District



7000 Highway 145
Meridian, MS 39031



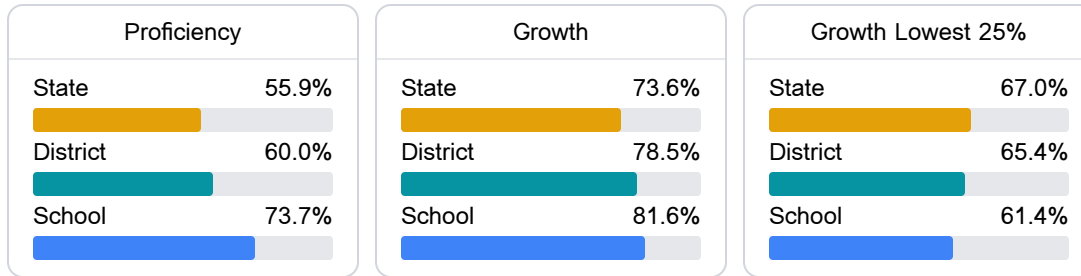
Ola McHenry
amchenry@lauderdale.k12.ms.us

School Accountability Grade Components

Mississippi's accountability system assigns "A" through "F" letter grades for schools and districts. Grades are based on student achievement, student growth, student participation in testing, and other academic measures.

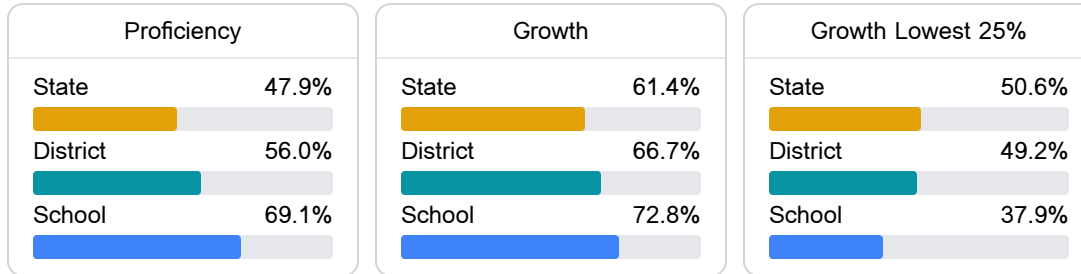
Math

Measurements of student performance on the statewide math assessment.



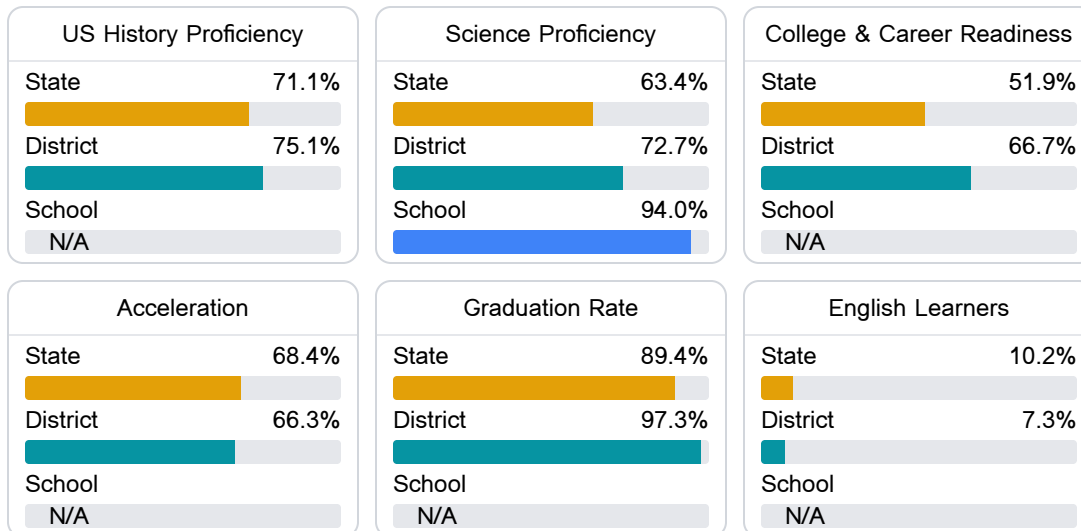
English

Measurements of student performance on the statewide English language arts (ELA) assessment.



Other Measures

Other measurements of student performance that factor into the accountability grade.



Detailed Assessment and Other Data

Student Performance

The following information shows each level of student performance on statewide assessments.

Math

Level 1		Level 2		Level 3		Level 4		Level 5	
State	0-10%	State	11-20%	State	21-30%	State	31-40%	State	11-20%
District	0-10%	District	11-20%	District	21-30%	District	31-40%	District	21-30%
School	0-10%	School	0-10%	School	11-20%	School	31-40%	School	31-40%
Minimal		Basic		Passing		Proficient		Advanced	

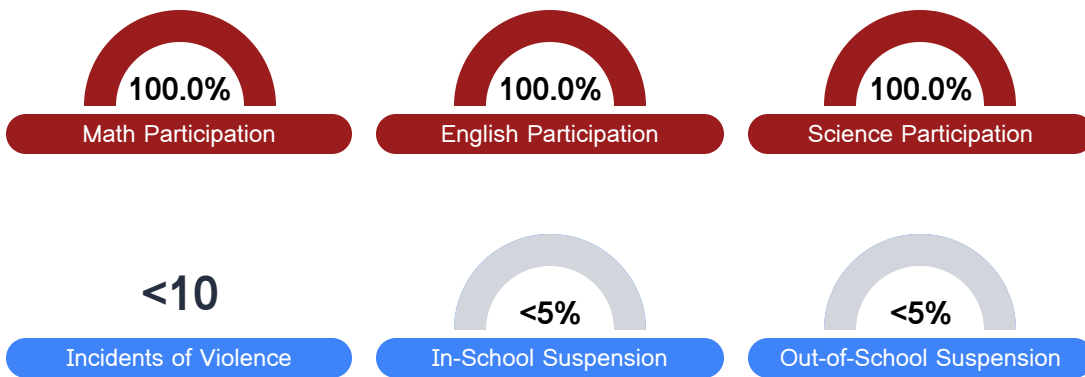
English

Level 1		Level 2		Level 3		Level 4		Level 5	
State	9.1%	State	17.9%	State	27.3%	State	28.8%	State	16.9%
District	6.6%	District	14.0%	District	25.9%	District	34.1%	District	19.4%
School	0-10%	School	0-10%	School	11-20%	School	31-40%	School	21-30%
Minimal		Basic		Passing		Proficient		Advanced	

Science

Level 1		Level 2		Level 3		Level 4		Level 5	
State	11.2%	State	11.0%	State	19.5%	State	34.8%	State	23.5%
District	6.8%	District	8.9%	District	16.1%	District	38.5%	District	29.9%
School	0-10%	School	0-10%	School	0-10%	School	21-30%	School	61-70%
Minimal		Basic		Passing		Proficient		Advanced	

Student Assessment Participation



Other Data



21.6%

Chronic Absenteeism



\$9,864.12

Per-Pupil Expenditure