

## A Clarkdale Elementary School

Lauderdale County School District

7000 Highway 145  
Meridian, MS 39031

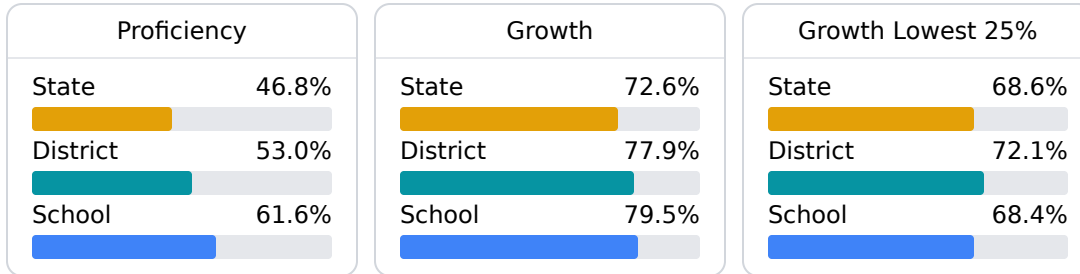
Brian Jordan  
bjordan@lauderdale.k12.ms.us

### School Accountability Grade Components

Mississippi's accountability system assigns "A" through "F" letter grades for schools and districts. Grades are based on student achievement, student growth, student participation in testing, and other academic measures. COVID - 19 pandemic disruptions continue to be reflected in 2021 - 2022 accountability data, particularly growth data.

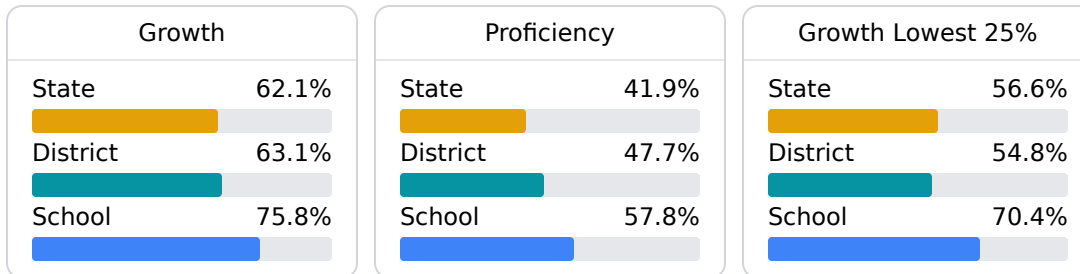
#### Math

Measurements of student performance on the statewide math assessment.



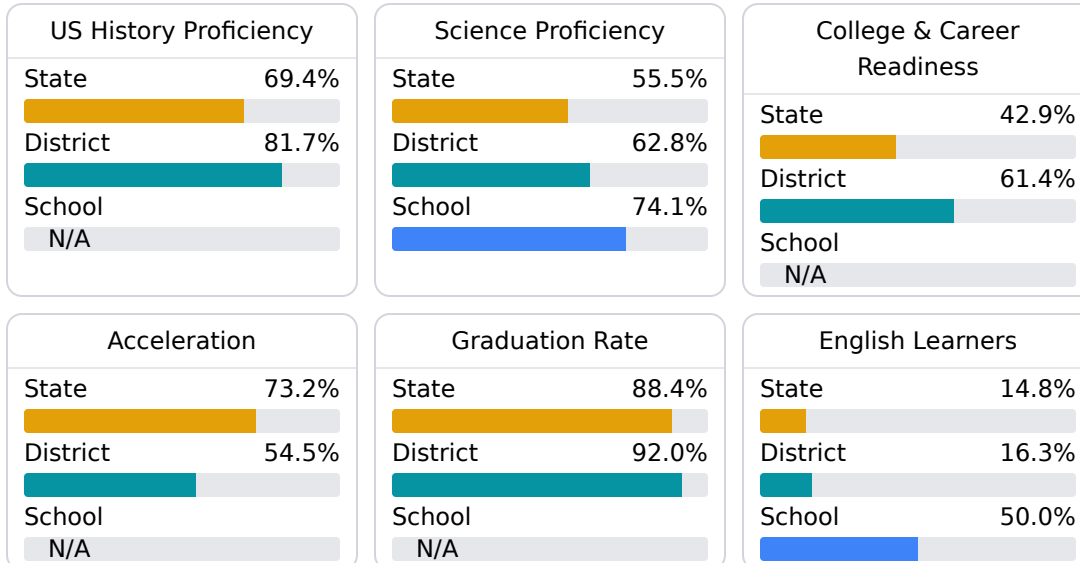
#### English

Measurements of student performance on the statewide English language arts (ELA) assessment.



#### Other Measures

Other measurements of student performance that factor into the accountability grade.



### Teacher Data

37.6

Teachers



94.5%

Experienced Teachers

0.0%

Provisional Teachers

100.0%

In-Field Teachers

## Detailed Assessment and Other Data

### Student Performance

The following information shows each level of student performance on statewide assessments.

#### Math

| Level 1        | Level 2         | Level 3         | Level 4         | Level 5         |
|----------------|-----------------|-----------------|-----------------|-----------------|
| State 7.0%     | State 19.3%     | State 27.3%     | State 31.5%     | State 15.0%     |
| District 0-10% | District 11-20% | District 21-30% | District 31-40% | District 11-20% |
| School 0-10%   | School 11-20%   | School 21-30%   | School 31-40%   | School 21-30%   |
| Minimal        | Basic           | Passing         | Proficient      | Advanced        |

#### English

| Level 1       | Level 2        | Level 3        | Level 4        | Level 5        |
|---------------|----------------|----------------|----------------|----------------|
| State 8.6%    | State 18.9%    | State 31.3%    | State 29.1%    | State 12.1%    |
| District 5.5% | District 15.7% | District 31.9% | District 32.4% | District 14.6% |
| School 0-10%  | School 11-20%  | School 21-30%  | School 31-40%  | School 11-20%  |
| Minimal       | Basic          | Passing        | Proficient     | Advanced       |

#### Science

| Level 1       | Level 2        | Level 3        | Level 4        | Level 5        |
|---------------|----------------|----------------|----------------|----------------|
| State 11.0%   | State 12.4%    | State 22.5%    | State 34.7%    | State 19.4%    |
| District 5.9% | District 10.4% | District 22.2% | District 39.0% | District 22.5% |
| School 0-10%  | School 11-20%  | School 11-20%  | School 31-40%  | School 31-40%  |
| Minimal       | Basic          | Passing        | Proficient     | Advanced       |

## Student Assessment Participation



## Discipline



## Other Data



**18.4%**

Chronic Absenteeism



**\$9,785.81**

Per-Pupil Expenditure