



Lumberton High School

Lamar County School District



7920 US Highway 11
Lumberton, MS 39455



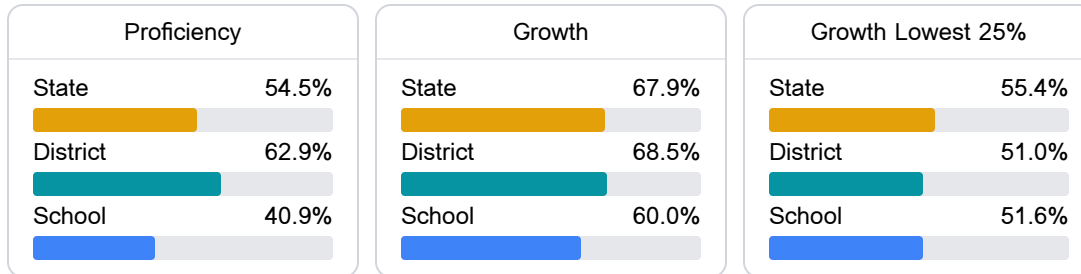
MARC HOLMES
marc.holmes@lamarcountyschools.org

School Accountability Grade Components

Mississippi's accountability system assigns "A" through "F" letter grades for schools and districts. Grades are based on student achievement, student growth, student participation in testing, and other academic measures.

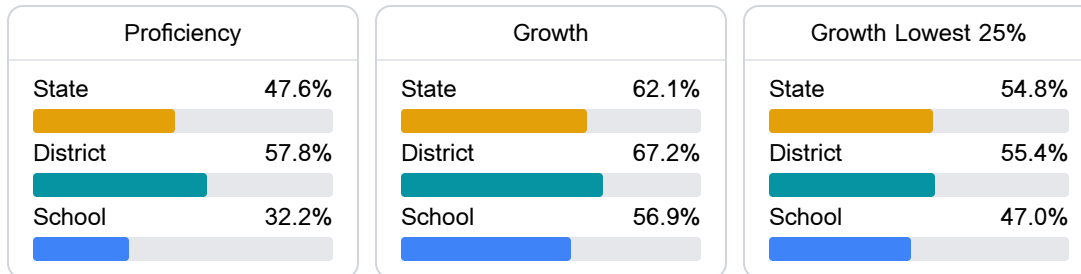
Math

Measurements of student performance on the statewide math assessment.



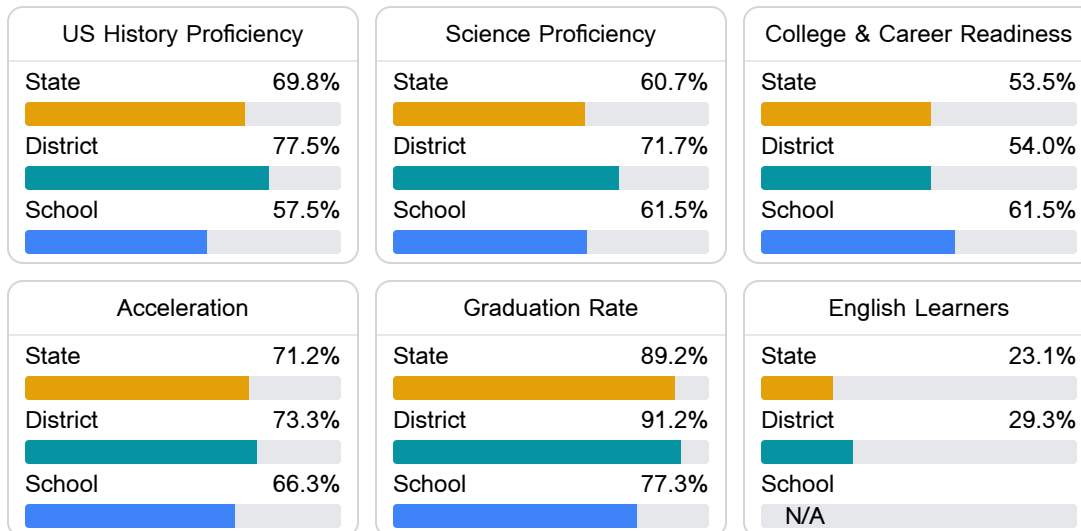
English

Measurements of student performance on the statewide English language arts (ELA) assessment.



Other Measures

Other measurements of student performance that factor into the accountability grade.



Detailed Assessment and Other Data

Student Performance

The following information shows each level of student performance on statewide assessments.

Math

Level 1		Level 2		Level 3		Level 4		Level 5	
State	0-10%	State	11-20%	State	21-30%	State	31-40%	State	11-20%
District	0-10%	District	0-10%	District	21-30%	District	31-40%	District	21-30%
School	5.9%	School	22.7%	School	32.8%	School	30.3%	School	8.4%
Minimal		Basic		Passing		Proficient		Advanced	

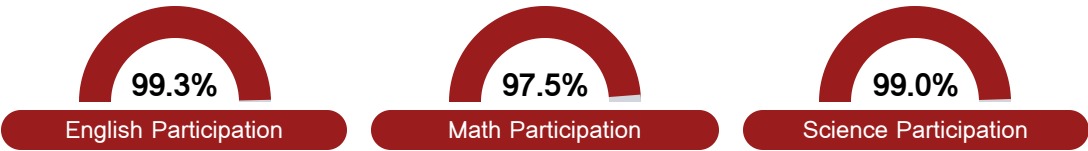
English

Level 1		Level 2		Level 3		Level 4		Level 5	
State	8.8%	State	16.5%	State	29.4%	State	29.5%	State	15.9%
District	0-10%	District	11-20%	District	21-30%	District	31-40%	District	21-30%
School	11.2%	School	26.1%	School	33.6%	School	19.4%	School	9.7%
Minimal		Basic		Passing		Proficient		Advanced	

Science

Level 1		Level 2		Level 3		Level 4		Level 5	
State	12.3%	State	11.8%	State	20.1%	State	33.9%	State	21.9%
District	5.6%	District	7.6%	District	18.2%	District	40.0%	District	28.6%
School	8.1%	School	21.2%	School	16.2%	School	39.4%	School	15.2%
Minimal		Basic		Passing		Proficient		Advanced	

Student Assessment Participation



Other Data



36.5 %

Chronic Absenteeism