

Lumberton High School

Lamar County School District

7920 US Highway 11
Lumberton, MS 39455

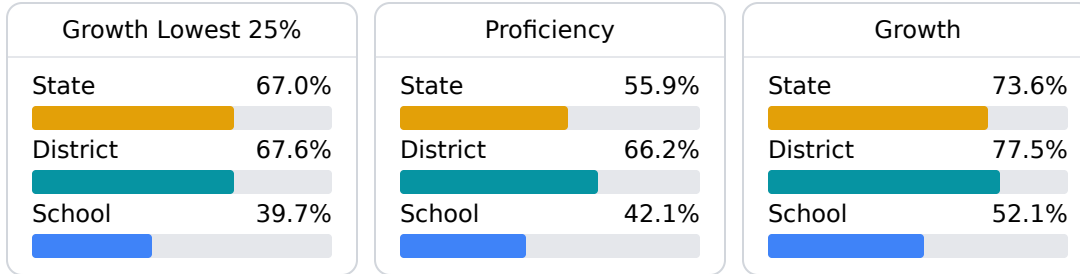
Bryan Giles
bryan.giles@lamarcountyschools.org

School Accountability Grade Components

Mississippi's accountability system assigns "A" through "F" letter grades for schools and districts. Grades are based on student achievement, student growth, student participation in testing, and other academic measures.

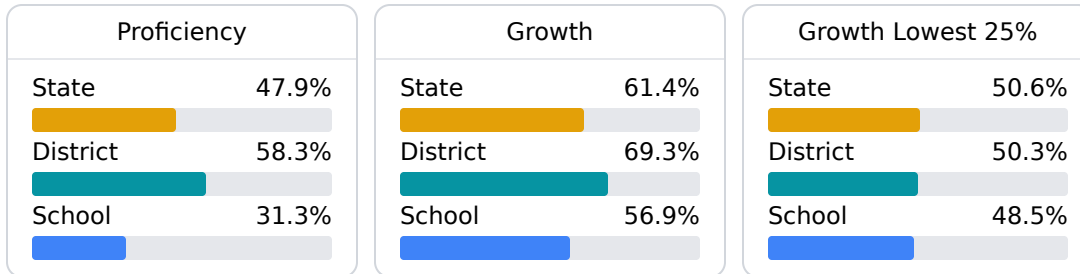
Math

Measurements of student performance on the statewide math assessment.



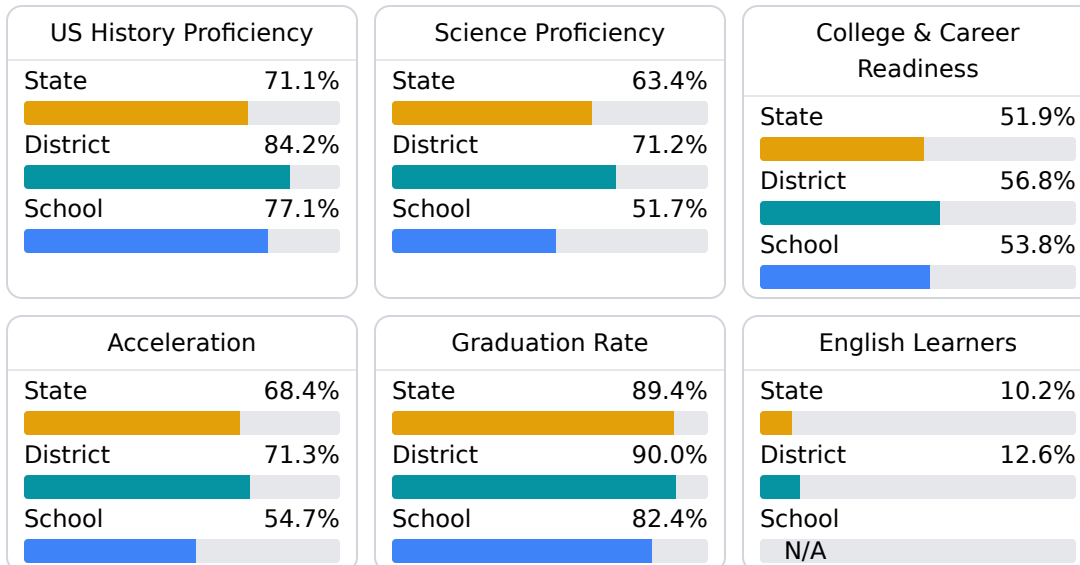
English

Measurements of student performance on the statewide English language arts (ELA) assessment.



Other Measures

Other measurements of student performance that factor into the accountability grade.



Teacher Data

31.3

Teachers



71.1%

Experienced Teachers

1.3%

Provisional Teachers

99.8%

In-Field Teachers

Detailed Assessment and Other Data

Student Performance

The following information shows each level of student performance on statewide assessments.

Math

Level 1	Level 2	Level 3	Level 4	Level 5
State 0-10%	State 11-20%	State 21-30%	State 31-40%	State 11-20%
District 0-10%	District 0-10%	District 21-30%	District 31-40%	District 21-30%
School 6.7%	School 26.7%	School 28.2%	School 29.6%	School 8.9%
Minimal	Basic	Passing	Proficient	Advanced

English

Level 1	Level 2	Level 3	Level 4	Level 5
State 9.1%	State 17.9%	State 27.3%	State 28.8%	State 16.9%
District 5.1%	District 11.9%	District 26.3%	District 32.8%	District 23.9%
School 12.3%	School 20.6%	School 39.7%	School 17.8%	School 9.6%
Minimal	Basic	Passing	Proficient	Advanced

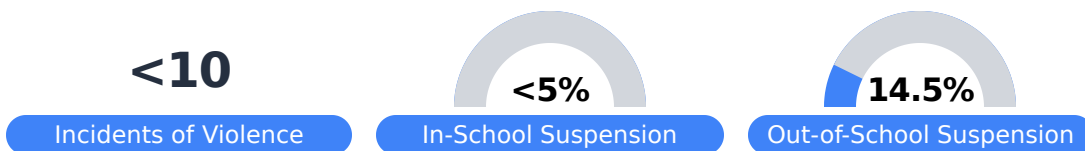
Science

Level 1	Level 2	Level 3	Level 4	Level 5
State 11.2%	State 11.0%	State 19.5%	State 34.8%	State 23.5%
District 6.3%	District 8.5%	District 17.1%	District 38.5%	District 29.7%
School 12.5%	School 18.3%	School 22.1%	School 31.7%	School 15.4%
Minimal	Basic	Passing	Proficient	Advanced

Student Assessment Participation



Discipline



Other Data

