

B Purvis Upper Elementary Lamar County School District

 310 Mitchell
Purvis, MS 39475

 JENNIFER MOORE
jennifer.moore@lamarcountyschools.org

School Accountability Grade Components

Mississippi's accountability system assigns "A" through "F" letter grades for schools and districts. Grades are based on student achievement, student growth, student participation in testing, and other academic measures.

Math

Measurements of student performance on the statewide math assessment.

Proficiency		Growth		Growth Lowest 25%	
State	43.2%	State	62.9%	State	55.6%
District	58.2%	District	72.7%	District	58.8%
School	41.4%	School	62.3%	School	80.8%

English

Measurements of student performance on the statewide English language arts (ELA) assessment.

Proficiency		Growth		Growth Lowest 25%	
State	39.8%	State	60.6%	State	61.4%
District	54.3%	District	70.5%	District	64.6%
School	45.9%	School	66.3%	School	65.9%

Other Measures

Other measurements of student performance that factor into the accountability grade.

US History Proficiency		Science Proficiency		College & Career Readiness	
State	53.9%	State	64.5%	State	38.1%
District	69.1%	District	79.7%	District	51.4%
School	N/A	School	72.9%	School	N/A

Acceleration		Graduation Rate		English Learners	
State	58.2%	State	83.0%	State	13.7%
District	67.3%	District	92.4%	District	13.3%
School	N/A	School	N/A	School	N/A

Teacher Data

27.1

Teachers



60.8%

Experienced Teachers

3.7%

Provisional Teachers

100.0%

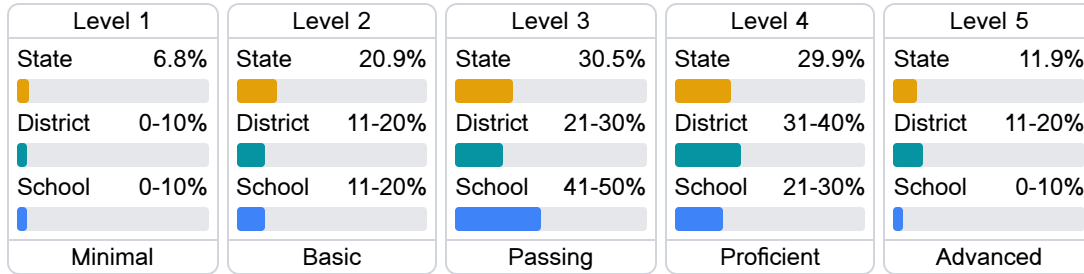
In-Field Teachers

Detailed Assessment and Other Data

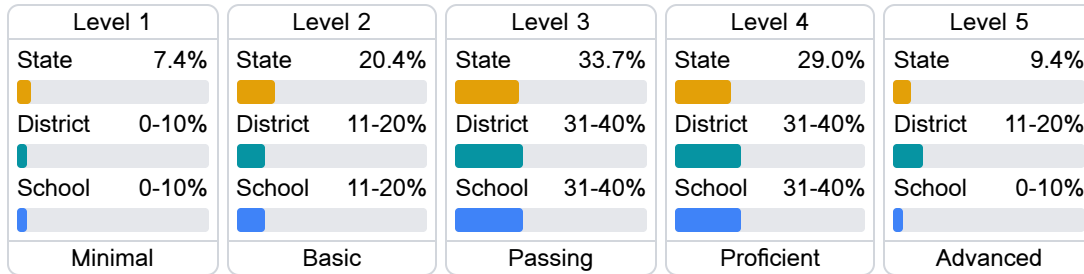
Student Performance

The following information shows each level of student performance on statewide assessments.

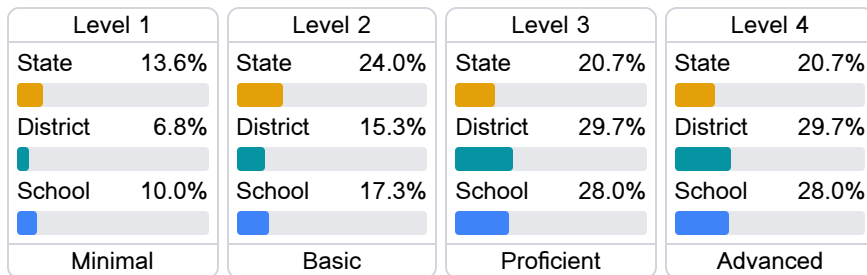
Math



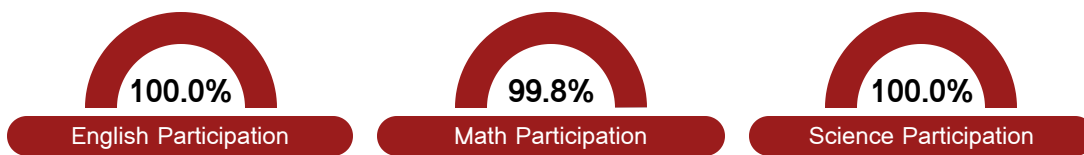
English



Science



Student Assessment Participation



Discipline



* Source: 2017-2018 Civil Rights Data Collection

Other Data



9.6 %

Chronic Absenteeism



\$7,295.92

Per-Pupil Expenditure