


## **B** Oak Grove Middle School Lamar County School District

 2543 Old Hwy.24  
Hattiesburg, MS 39402

 David Morgan  
[david.morgan@lamarcountyschools.org](mailto:david.morgan@lamarcountyschools.org)

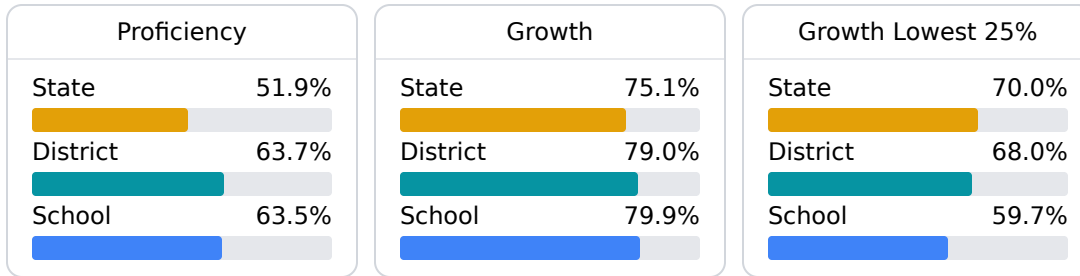
Identified for **Comprehensive Support and Improvement**

### School Accountability Grade Components

Mississippi's accountability system assigns "A" through "F" letter grades for schools and districts. Grades are based on student achievement, student growth, student participation in testing, and other academic measures.

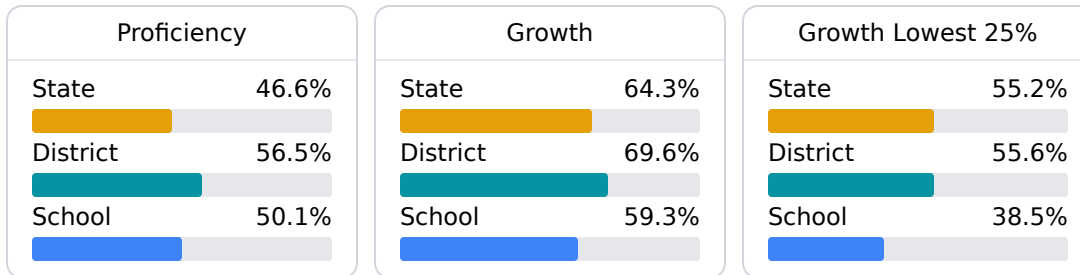
#### Math

Measurements of student performance on the statewide math assessment.



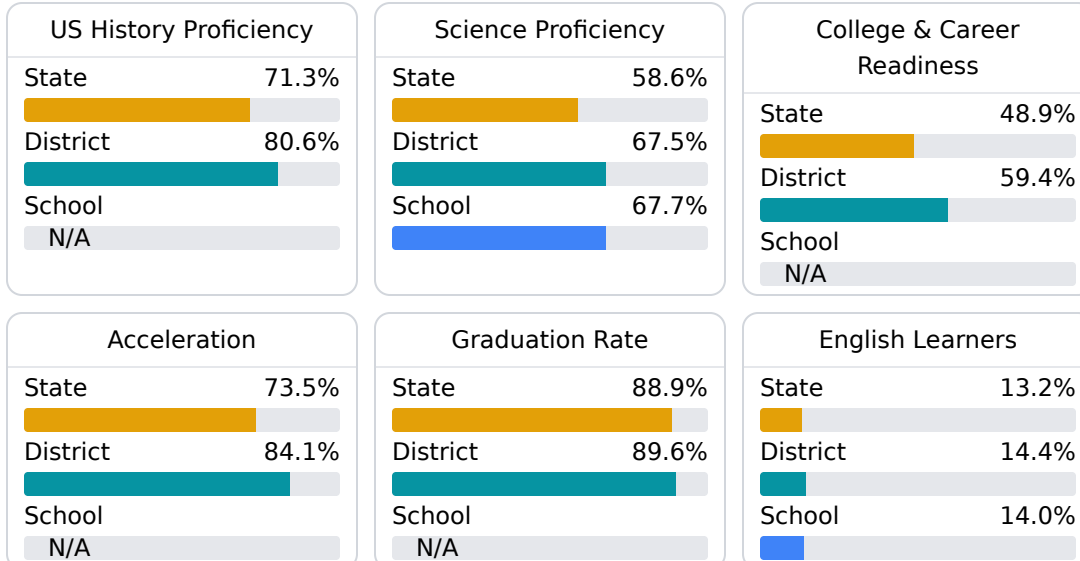
#### English

Measurements of student performance on the statewide English language arts (ELA) assessment.



#### Other Measures

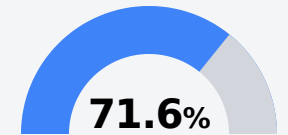
Other measurements of student performance that factor into the accountability grade.



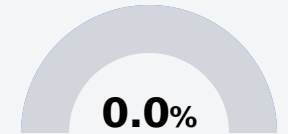
### Teacher Data

**94.2**

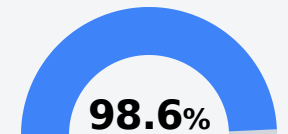
Teachers



Experienced Teachers



Provisional Teachers



In-Field Teachers

## Detailed Assessment and Other Data

### Student Performance

The following information shows each level of student performance on statewide assessments.

#### Math

Level 1		Level 2		Level 3		Level 4		Level 5	
State	0-10%	State	11-20%	State	21-30%	State	31-40%	State	11-20%
District	0-10%	District	11-20%	District	21-30%	District	31-40%	District	21-30%
School	0-10%	School	11-20%	School	21-30%	School	31-40%	School	21-30%
Minimal		Basic		Passing		Proficient		Advanced	

#### English

Level 1		Level 2		Level 3		Level 4		Level 5	
State	8.3%	State	17.0%	State	29.7%	State	29.3%	State	15.7%
District	0-10%	District	11-20%	District	21-30%	District	31-40%	District	21-30%
School	0-10%	School	11-20%	School	31-40%	School	21-30%	School	21-30%
Minimal		Basic		Passing		Proficient		Advanced	

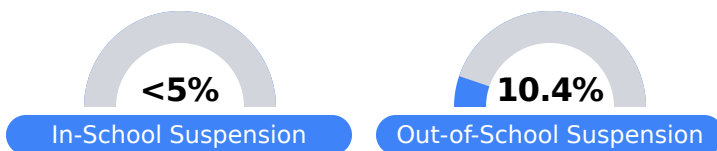
#### Science

Level 1		Level 2		Level 3		Level 4		Level 5	
State	11.4%	State	11.9%	State	20.8%	State	33.6%	State	22.3%
District	6.4%	District	8.1%	District	18.0%	District	38.8%	District	28.7%
School	5.1%	School	7.4%	School	21.9%	School	38.5%	School	27.2%
Minimal		Basic		Passing		Proficient		Advanced	

## Student Assessment Participation



## Discipline



## Other Data



**20.0%**

Chronic Absenteeism



**\$9,983.19**

Per-Pupil Expenditure