



## Oxford High School

Oxford School District



101 CHARGER LOOP  
Oxford, MS 38655



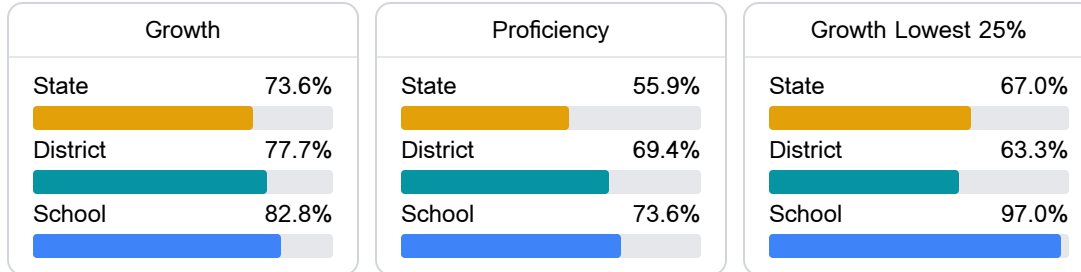
Dana Bullard  
dmbullard@oxfordsd.org

### School Accountability Grade Components

Mississippi's accountability system assigns "A" through "F" letter grades for schools and districts. Grades are based on student achievement, student growth, student participation in testing, and other academic measures.

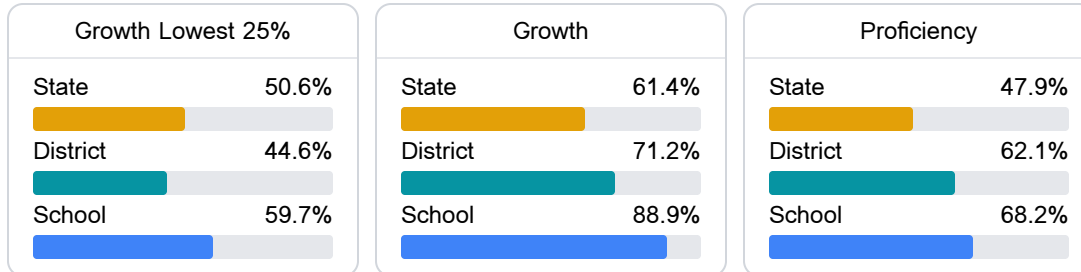
#### Math

Measurements of student performance on the statewide math assessment.



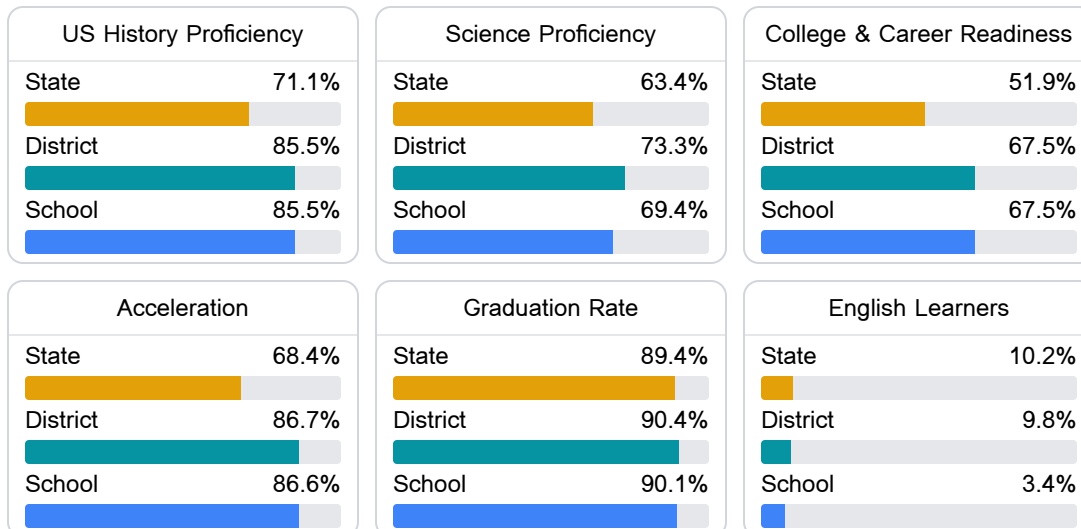
#### English

Measurements of student performance on the statewide English language arts (ELA) assessment.



#### Other Measures

Other measurements of student performance that factor into the accountability grade.



### Teacher Data

91.2

Teachers



80.2%

Experienced Teachers

1.1%

Provisional Teachers

99.2%

In-Field Teachers

Detailed Assessment and Other Data

Student Performance

The following information shows each level of student performance on statewide assessments.

Math

Level 1		Level 2		Level 3		Level 4		Level 5	
State	0-10%	State	11-20%	State	21-30%	State	31-40%	State	11-20%
District	0-10%	District	11-20%	District	11-20%	District	31-40%	District	31-40%
School	0-10%	School	0-10%	School	21-30%	School	51-60%	School	0-10%
Minimal		Basic		Passing		Proficient		Advanced	

English

Level 1		Level 2		Level 3		Level 4		Level 5	
State	9.1%	State	17.9%	State	27.3%	State	28.8%	State	16.9%
District	8.2%	District	12.4%	District	20.3%	District	30.7%	District	28.4%
School	8.5%	School	14.4%	School	16.4%	School	30.2%	School	30.5%
Minimal		Basic		Passing		Proficient		Advanced	

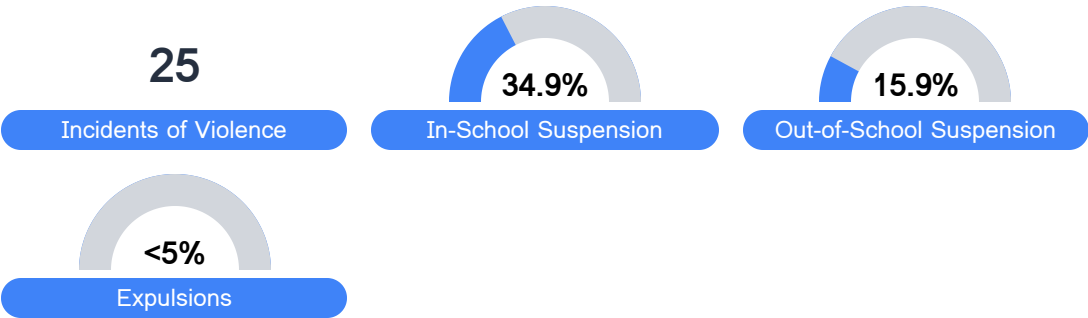
Science

Level 1		Level 2		Level 3		Level 4		Level 5	
State	11.2%	State	11.0%	State	19.5%	State	34.8%	State	23.5%
District	9.8%	District	8.0%	District	14.7%	District	27.6%	District	39.9%
School	15.6%	School	10.1%	School	14.6%	School	25.9%	School	33.7%
Minimal		Basic		Passing		Proficient		Advanced	

Student Assessment Participation



Discipline



Other Data

