

A Oxford High School

Oxford School District



101 CHARGER LOOP
Oxford, MS 38655



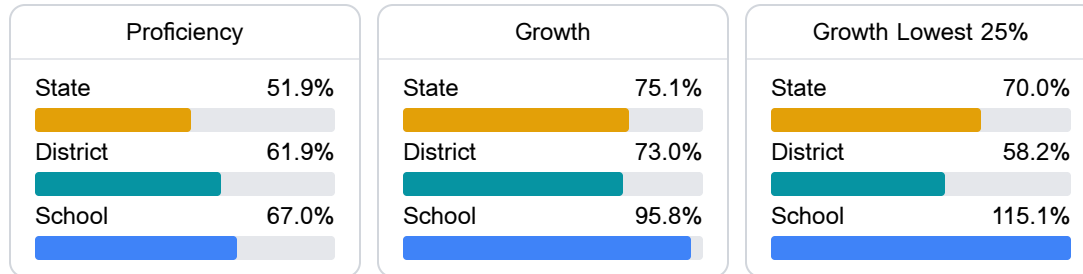
Dana Bullard
dmbullard@oxfordsd.org

School Accountability Grade Components

Mississippi's accountability system assigns "A" through "F" letter grades for schools and districts. Grades are based on student achievement, student growth, student participation in testing, and other academic measures.

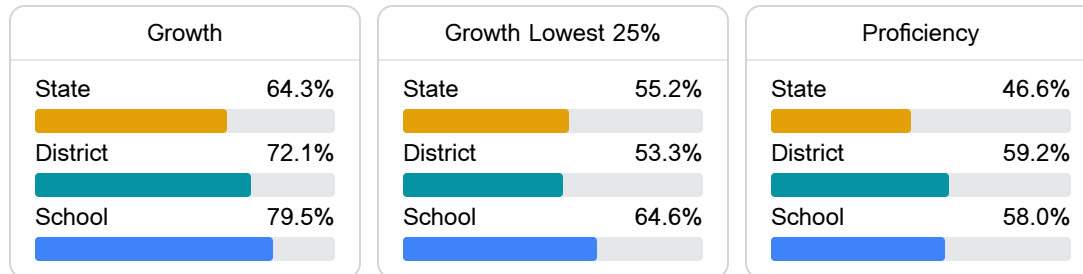
Math

Measurements of student performance on the statewide math assessment.



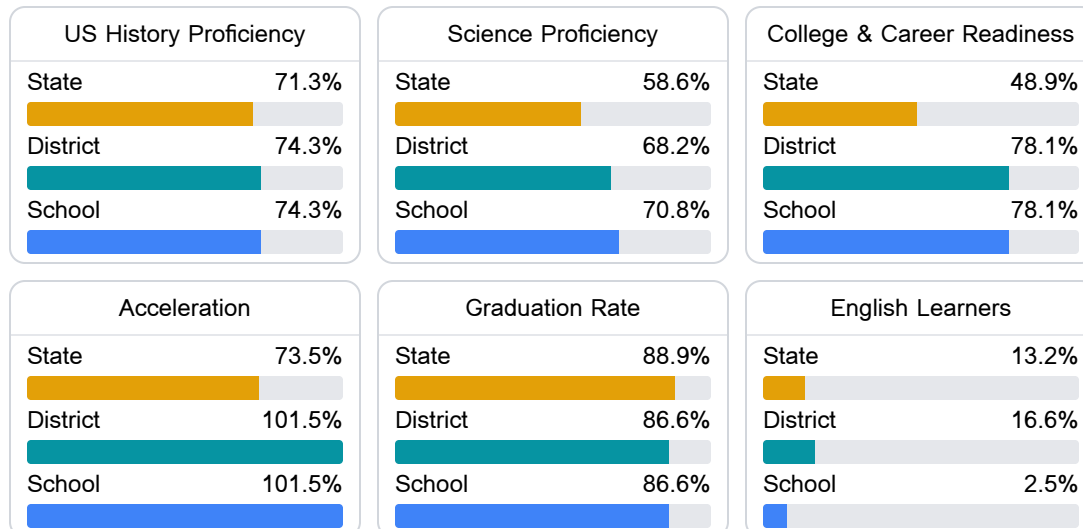
English

Measurements of student performance on the statewide English language arts (ELA) assessment.



Other Measures

Other measurements of student performance that factor into the accountability grade.



Teacher Data

84.7

Teachers



79.1%

Experienced Teachers

2.3%

Provisional Teachers

97.7%

In-Field Teachers

Detailed Assessment and Other Data

Student Performance

The following information shows each level of student performance on statewide assessments.

Math

Level 1		Level 2		Level 3		Level 4		Level 5	
State	0-10%	State	11-20%	State	21-30%	State	31-40%	State	11-20%
District	0-10%	District	11-20%	District	21-30%	District	31-40%	District	21-30%
School	0-10%	School	0-10%	School	21-30%	School	51-60%	School	0-10%
Minimal		Basic		Passing		Proficient		Advanced	

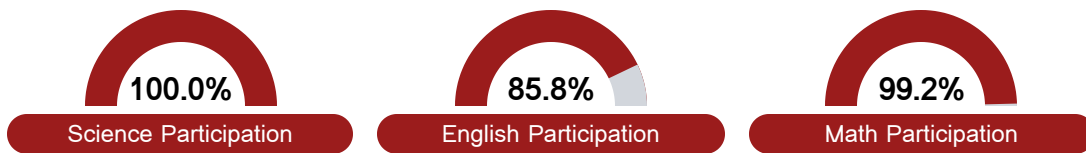
English

Level 1		Level 2		Level 3		Level 4		Level 5	
State	8.3%	State	17.0%	State	29.7%	State	29.3%	State	15.7%
District	7.2%	District	12.4%	District	24.4%	District	32.1%	District	23.9%
School	7.8%	School	14.1%	School	27.1%	School	24.6%	School	26.4%
Minimal		Basic		Passing		Proficient		Advanced	

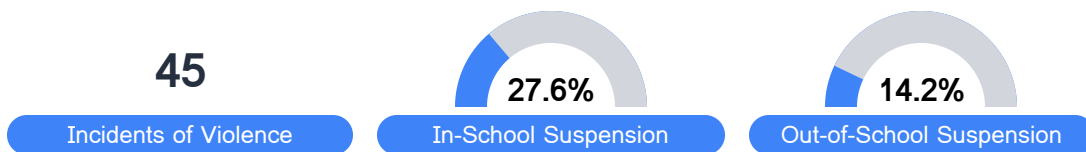
Science

Level 1		Level 2		Level 3		Level 4		Level 5	
State	11.4%	State	11.9%	State	20.8%	State	33.6%	State	22.3%
District	10.3%	District	9.5%	District	17.8%	District	30.5%	District	31.9%
School	14.0%	School	10.9%	School	17.3%	School	29.0%	School	28.8%
Minimal		Basic		Passing		Proficient		Advanced	

Student Assessment Participation



Discipline



Other Data



33.1 %

Chronic Absenteeism



\$12,820.86

Per-Pupil Expenditure



78.2 %

Post-Secondary Enrollment



79.9%

Advanced Course Participation