



## Central Elementary School

Oxford School District



409 Washington Avenue  
Oxford, MS 38655



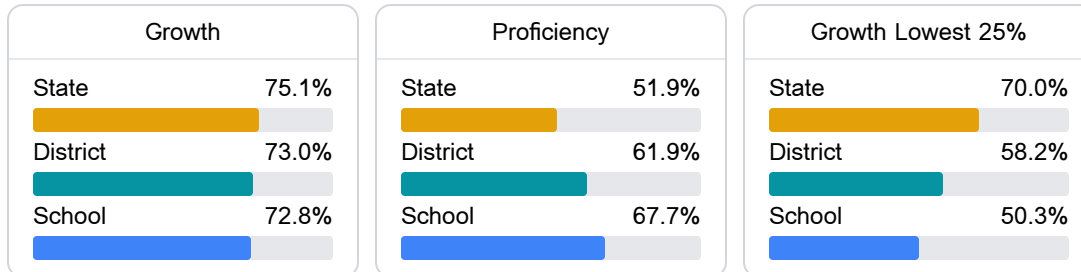
Melissa Logan  
[mnlogan@oxfordsd.org](mailto:mnlogan@oxfordsd.org)

### School Accountability Grade Components

Mississippi's accountability system assigns "A" through "F" letter grades for schools and districts. Grades are based on student achievement, student growth, student participation in testing, and other academic measures.

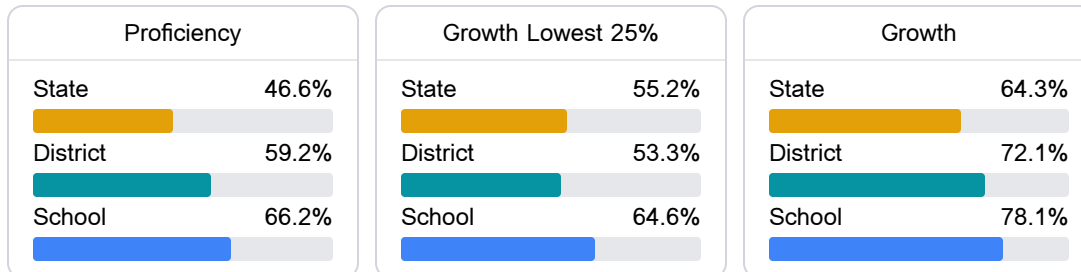
#### Math

Measurements of student performance on the statewide math assessment.



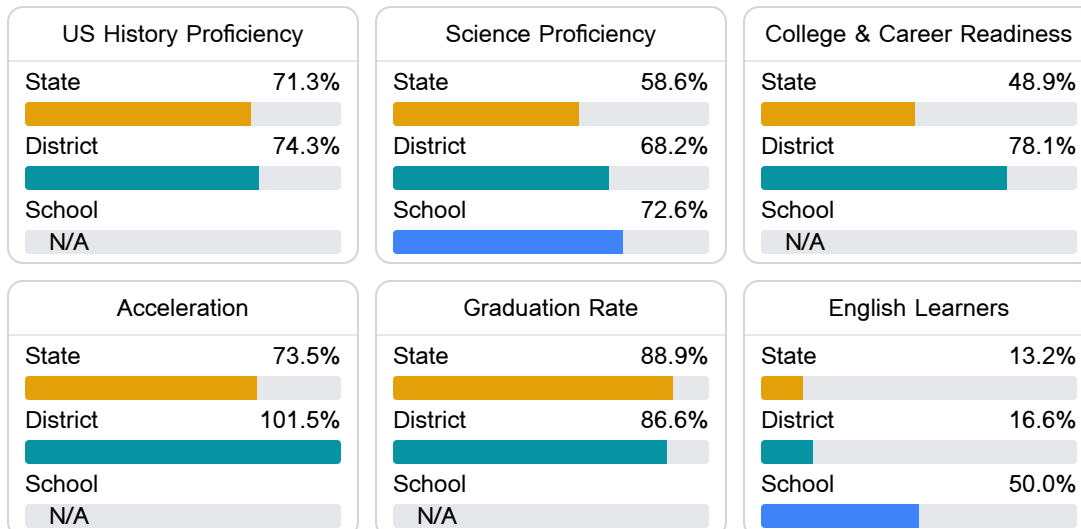
#### English

Measurements of student performance on the statewide English language arts (ELA) assessment.



#### Other Measures

Other measurements of student performance that factor into the accountability grade.



### Teacher Data

48.4

Teachers



70.6%

Experienced Teachers

0.2%

Provisional Teachers

97.4%

In-Field Teachers

## Detailed Assessment and Other Data

## Student Performance

The following information shows each level of student performance on statewide assessments.

## Math

Level 1		Level 2		Level 3		Level 4		Level 5	
State	0-10%	State	11-20%	State	21-30%	State	31-40%	State	11-20%
District	0-10%	District	11-20%	District	21-30%	District	31-40%	District	21-30%
School	0-10%	School	11-20%	School	21-30%	School	21-30%	School	31-40%
Minimal		Basic		Passing		Proficient		Advanced	

## English

Level 1		Level 2		Level 3		Level 4		Level 5	
State	8.3%	State	17.0%	State	29.7%	State	29.3%	State	15.7%
District	7.2%	District	12.4%	District	24.4%	District	32.1%	District	23.9%
School	5.3%	School	11.4%	School	20.9%	School	39.0%	School	23.5%
Minimal		Basic		Passing		Proficient		Advanced	

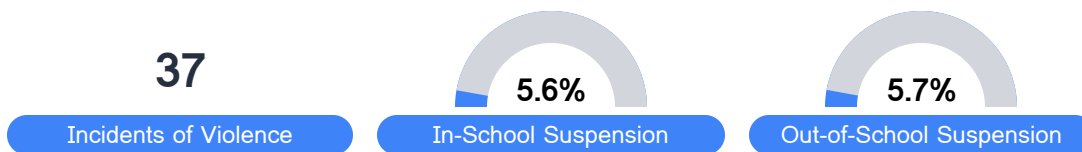
## Science

Level 1		Level 2		Level 3		Level 4		Level 5	
State	11.4%	State	11.9%	State	20.8%	State	33.6%	State	22.3%
District	10.3%	District	9.5%	District	17.8%	District	30.5%	District	31.9%
School	0-10%	School	0-10%	School	11-20%	School	21-30%	School	41-50%
Minimal		Basic		Passing		Proficient		Advanced	

## Student Assessment Participation



## Discipline



## Other Data



15.3 %

Chronic Absenteeism



\$10,819.03

Per-Pupil Expenditure