

B Lafayette Middle School Lafayette County School District



102 Commodore Dr.
Oxford, MS 38655



James Everett
james.everett@gocommodores.org

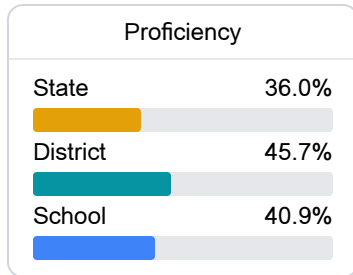
Identified for **Additional Targeted Support and Improvement**

School Accountability Grade Components

Mississippi's accountability system assigns "A" through "F" letter grades for schools and districts. Grades are based on student achievement, student growth, student participation in testing, and other academic measures. COVID - 19 pandemic disruptions continue to be reflected in 2021 - 2022 accountability data, particularly growth data.

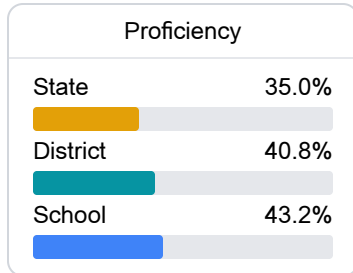
Math

Measurements of student performance on the statewide math assessment.



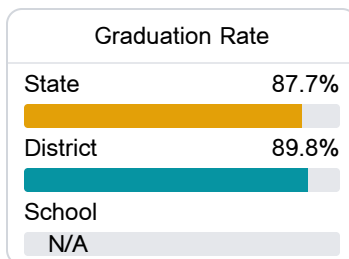
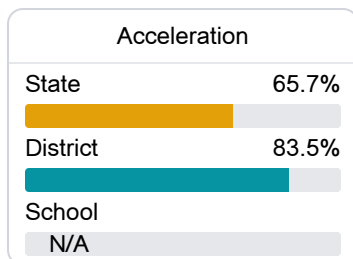
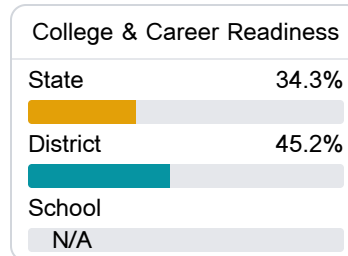
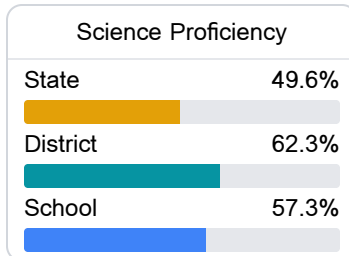
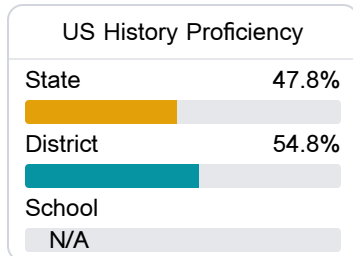
English

Measurements of student performance on the statewide English language arts (ELA) assessment.



Other Measures

Other measurements of student performance that factor into the accountability grade.



Teacher Data

38.6

Teachers



73.1%

Experienced Teachers

0.0%

Provisional Teachers

99.3%

In-Field Teachers

Detailed Assessment and Other Data

Student Performance

The following information shows each level of student performance on statewide assessments.

Math

Level 1		Level 2		Level 3		Level 4		Level 5	
State	11.6%	State	24.2%	State	29.5%	State	24.8%	State	9.9%
District	5.8%	District	17.6%	District	30.0%	District	33.5%	District	13.0%
School	6.8%	School	17.7%	School	35.3%	School	30.4%	School	9.8%
Minimal		Basic		Passing		Proficient		Advanced	

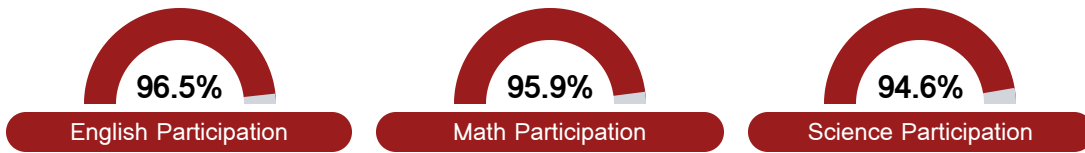
English

Level 1		Level 2		Level 3		Level 4		Level 5	
State	10.8%	State	23.1%	State	31.8%	State	24.6%	State	9.7%
District	6.7%	District	20.9%	District	32.1%	District	27.9%	District	12.4%
School	6.8%	School	16.3%	School	34.7%	School	26.9%	School	15.4%
Minimal		Basic		Passing		Proficient		Advanced	

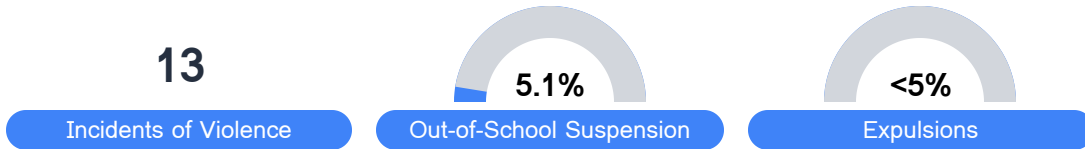
Science

Level 1		Level 2		Level 3		Level 4		Level 5	
State	13.8%	State	14.5%	State	23.4%	State	32.7%	State	15.7%
District	6.2%	District	8.8%	District	20.7%	District	40.9%	District	23.4%
School	10.7%	School	9.5%	School	23.5%	School	39.1%	School	17.3%
Minimal		Basic		Passing		Proficient		Advanced	

Student Assessment Participation



Discipline



* Source: 2017-2018 Civil Rights Data Collection

Other Data



15.8%

Chronic Absenteeism



\$10,456.28

Per-Pupil Expenditure