

## Kemper County Middle School

Kemper County School District

200 Martin Luther King Jr Street  
Dekalb, MS 39328

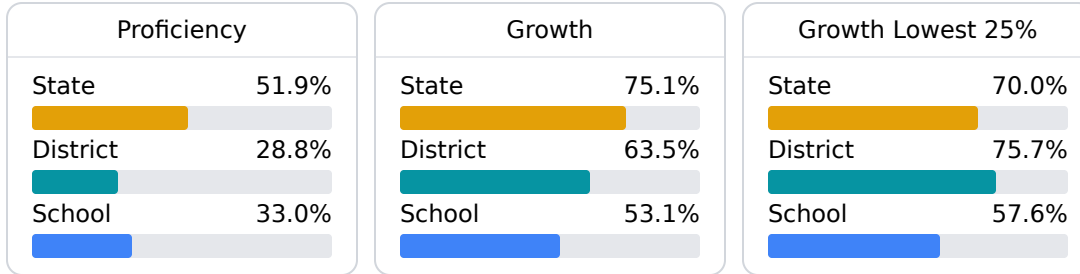
DAVID SANDERS  
dsanders@kemper.k12.ms.us

### School Accountability Grade Components

Mississippi's accountability system assigns "A" through "F" letter grades for schools and districts. Grades are based on student achievement, student growth, student participation in testing, and other academic measures.

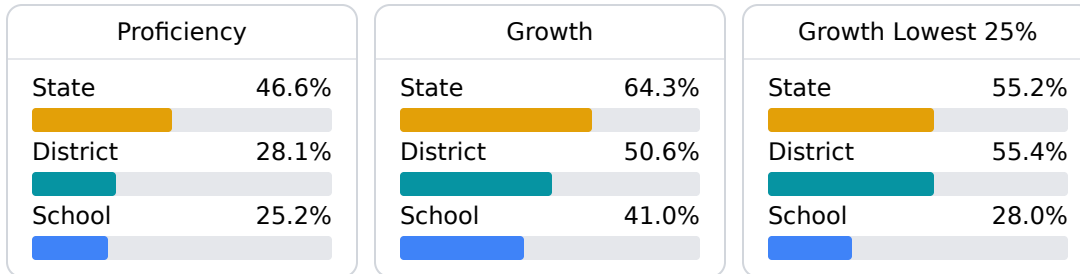
#### Math

Measurements of student performance on the statewide math assessment.



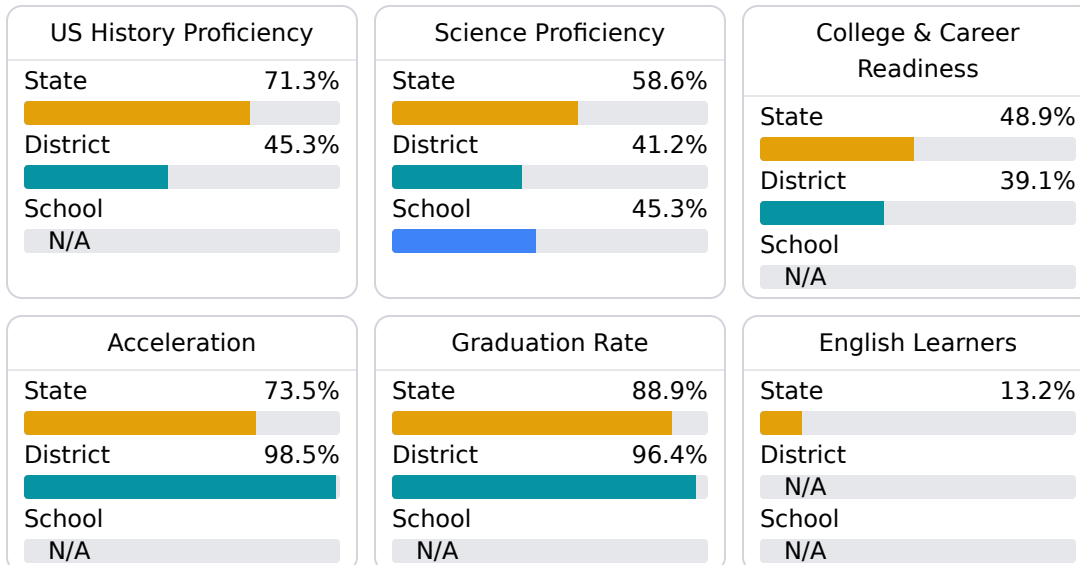
#### English

Measurements of student performance on the statewide English language arts (ELA) assessment.



#### Other Measures

Other measurements of student performance that factor into the accountability grade.



### Teacher Data

13.4

Teachers



65.9%

Experienced Teachers

14.9%

Provisional Teachers

98.4%

In-Field Teachers

## Detailed Assessment and Other Data

### Student Performance

The following information shows each level of student performance on statewide assessments.

#### Math

Level 1	Level 2	Level 3	Level 4	Level 5
State 0-10%	State 11-20%	State 21-30%	State 31-40%	State 11-20%
District 7.4%	District 28.3%	District 37.7%	District 21.1%	District 5.6%
School 7.5%	School 23.3%	School 37.5%	School 26.7%	School 5.0%
Minimal	Basic	Passing	Proficient	Advanced

#### English

Level 1	Level 2	Level 3	Level 4	Level 5
State 8.3%	State 17.0%	State 29.7%	State 29.3%	State 15.7%
District 11-20%	District 21-30%	District 31-40%	District 21-30%	District 0-10%
School 21-30%	School 21-30%	School 21-30%	School 11-20%	School 0-10%
Minimal	Basic	Passing	Proficient	Advanced

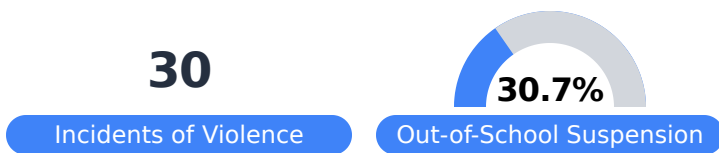
#### Science

Level 1	Level 2	Level 3	Level 4	Level 5
State 11.4%	State 11.9%	State 20.8%	State 33.6%	State 22.3%
District 14.1%	District 21.2%	District 20.1%	District 34.2%	District 10.3%
School 21.2%	School 13.6%	School 21.2%	School 34.9%	School 9.1%
Minimal	Basic	Passing	Proficient	Advanced

## Student Assessment Participation



## Discipline



## Other Data



**17.4%**

Chronic Absenteeism



**\$18,885.79**

Per-Pupil Expenditure