

Kemper County Middle School

Kemper County School District

200 Martin Luther King Jr Street
Dekalb, MS 39328

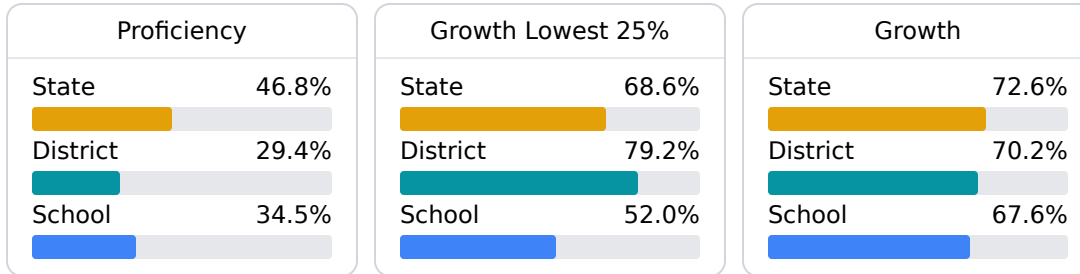
DAVID SANDERS
dsanders@kemper.k12.ms.us

School Accountability Grade Components

Mississippi's accountability system assigns "A" through "F" letter grades for schools and districts. Grades are based on student achievement, student growth, student participation in testing, and other academic measures. COVID - 19 pandemic disruptions continue to be reflected in 2021 - 2022 accountability data, particularly growth data.

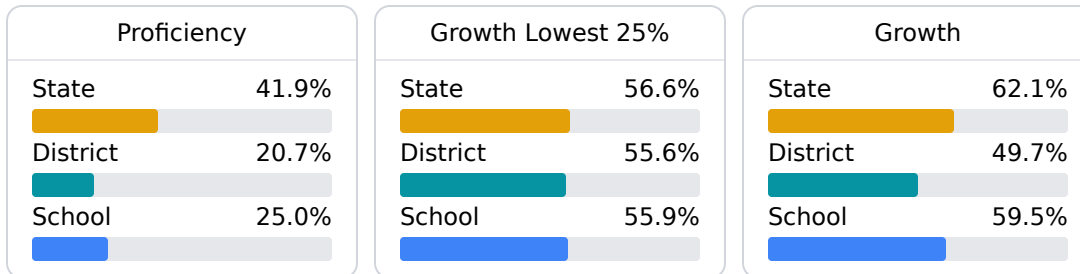
Math

Measurements of student performance on the statewide math assessment.



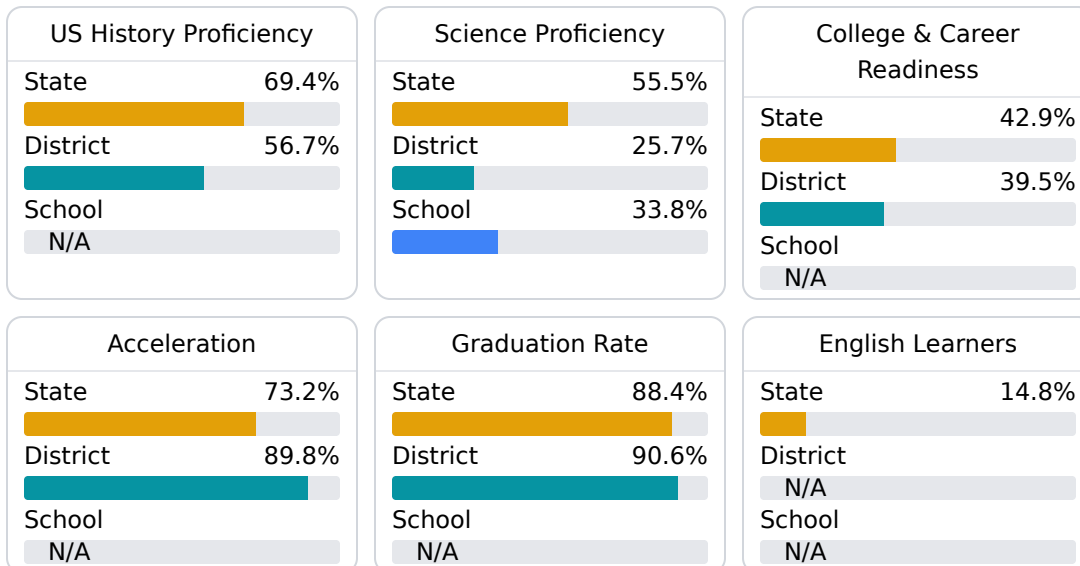
English

Measurements of student performance on the statewide English language arts (ELA) assessment.



Other Measures

Other measurements of student performance that factor into the accountability grade.



Teacher Data

17.9

Teachers



71.8%

Experienced Teachers

12.3%

Provisional Teachers

99.2%

In-Field Teachers

Detailed Assessment and Other Data

Student Performance

The following information shows each level of student performance on statewide assessments.

Math

Level 1	Level 2	Level 3	Level 4	Level 5
State 7.0%	State 19.3%	State 27.3%	State 31.5%	State 15.0%
District 0-10%	District 31-40%	District 21-30%	District 21-30%	District 0-10%
School 11-20%	School 21-30%	School 21-30%	School 21-30%	School 0-10%
Minimal	Basic	Passing	Proficient	Advanced

English

Level 1	Level 2	Level 3	Level 4	Level 5
State 8.6%	State 18.9%	State 31.3%	State 29.1%	State 12.1%
District 11-20%	District 21-30%	District 31-40%	District 11-20%	District 0-10%
School 16.2%	School 26.1%	School 33.1%	School 18.3%	School 6.3%
Minimal	Basic	Passing	Proficient	Advanced

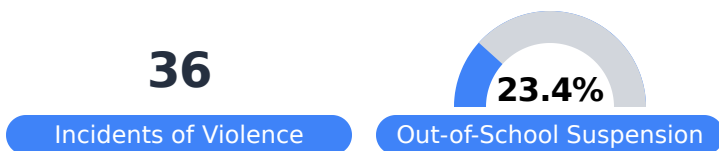
Science

Level 1	Level 2	Level 3	Level 4	Level 5
State 11.0%	State 12.4%	State 22.5%	State 34.7%	State 19.4%
District 21-30%	District 21-30%	District 21-30%	District 21-30%	District 0-10%
School 16.0%	School 14.7%	School 36.0%	School 28.0%	School 5.3%
Minimal	Basic	Passing	Proficient	Advanced

Student Assessment Participation



Discipline



Other Data



35.5%

Chronic Absenteeism



\$15,028.04

Per-Pupil Expenditure