



## Kemper County Upper Elementary

Kemper County School District



364 JOHN C STENNIS AVENUE  
De Kalb, MS 39328



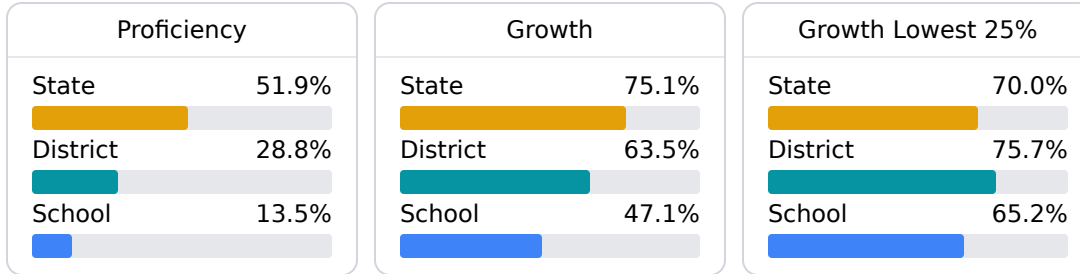
CHIQUITA BROWN  
cbrown@kemper.k12.ms.us

### School Accountability Grade Components

Mississippi's accountability system assigns "A" through "F" letter grades for schools and districts. Grades are based on student achievement, student growth, student participation in testing, and other academic measures.

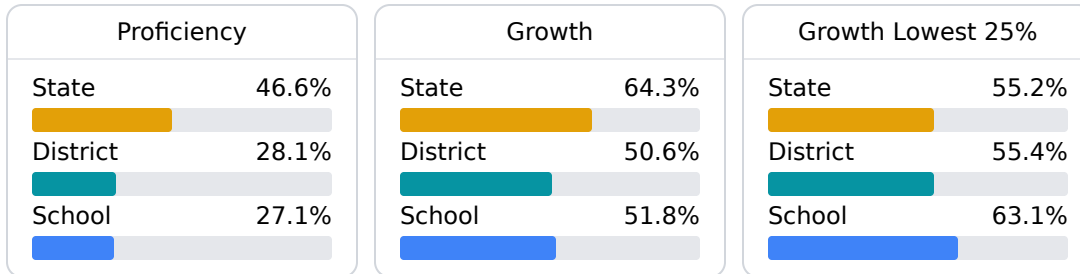
#### Math

Measurements of student performance on the statewide math assessment.



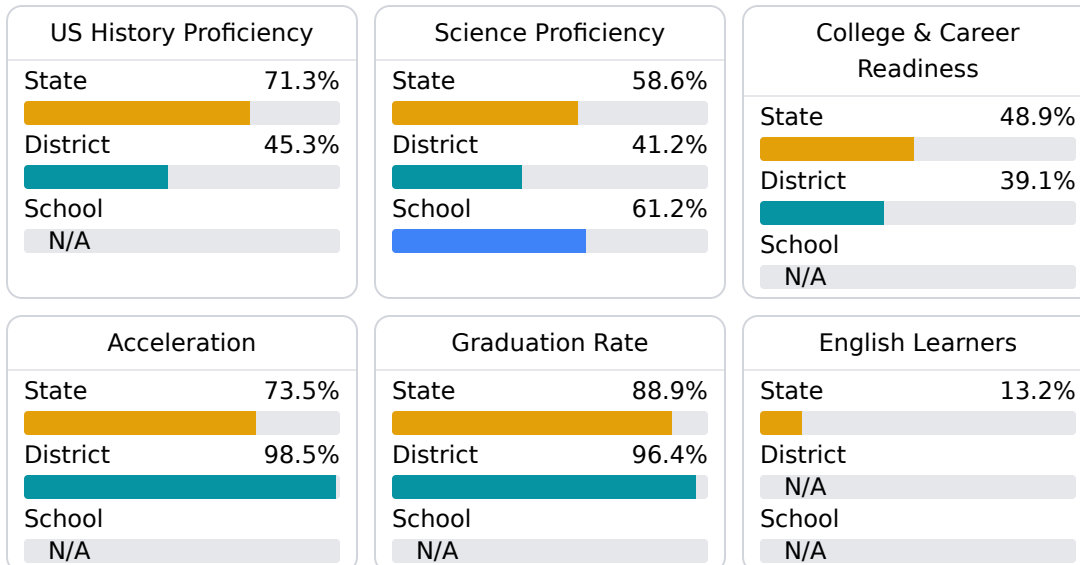
#### English

Measurements of student performance on the statewide English language arts (ELA) assessment.



#### Other Measures

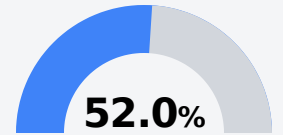
Other measurements of student performance that factor into the accountability grade.



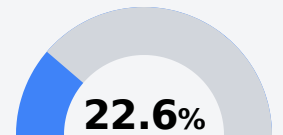
### Teacher Data

16.5

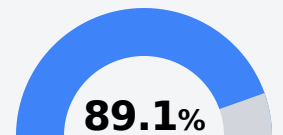
Teachers



Experienced Teachers



Provisional Teachers



In-Field Teachers

## Detailed Assessment and Other Data

### Student Performance

The following information shows each level of student performance on statewide assessments.

#### Math

Level 1	Level 2	Level 3	Level 4	Level 5
State 0-10%	State 11-20%	State 21-30%	State 31-40%	State 11-20%
District 7.4%	District 28.3%	District 37.7%	District 21.1%	District 5.6%
School 11-20%	School 31-40%	School 31-40%	School 0-10%	School 0-10%
Minimal	Basic	Passing	Proficient	Advanced

#### English

Level 1	Level 2	Level 3	Level 4	Level 5
State 8.3%	State 17.0%	State 29.7%	State 29.3%	State 15.7%
District 11-20%	District 21-30%	District 31-40%	District 21-30%	District 0-10%
School 13.8%	School 30.5%	School 29.3%	School 21.3%	School 5.2%
Minimal	Basic	Passing	Proficient	Advanced


#### Science

Level 1	Level 2	Level 3	Level 4	Level 5
State 11.4%	State 11.9%	State 20.8%	State 33.6%	State 22.3%
District 14.1%	District 21.2%	District 20.1%	District 34.2%	District 10.3%
School 6.1%	School 18.4%	School 14.3%	School 40.8%	School 20.4%
Minimal	Basic	Passing	Proficient	Advanced

## Student Assessment Participation



## Discipline



## Other Data



**16.7%**

Chronic Absenteeism



**\$18,123.22**

Per-Pupil Expenditure