



Laurel Magnet School of the Arts

Laurel School District



1125 North 5th Avenue
Laurel, MS 39440



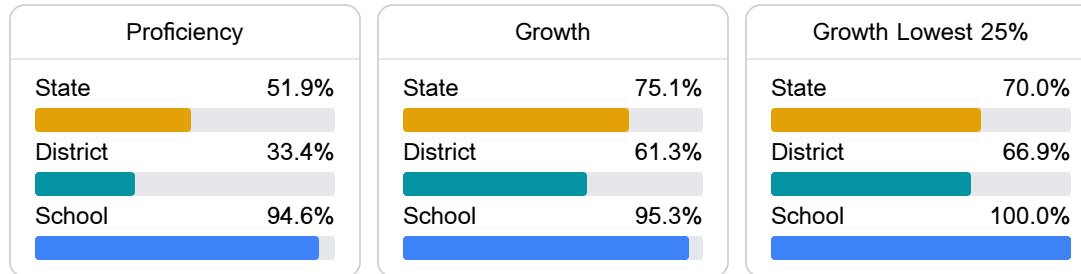
Dr. Heather Jones
hjones@laurelschools.org

School Accountability Grade Components

Mississippi's accountability system assigns "A" through "F" letter grades for schools and districts. Grades are based on student achievement, student growth, student participation in testing, and other academic measures.

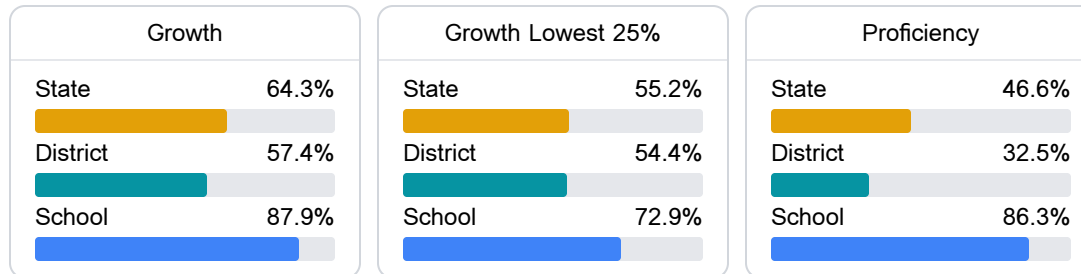
Math

Measurements of student performance on the statewide math assessment.



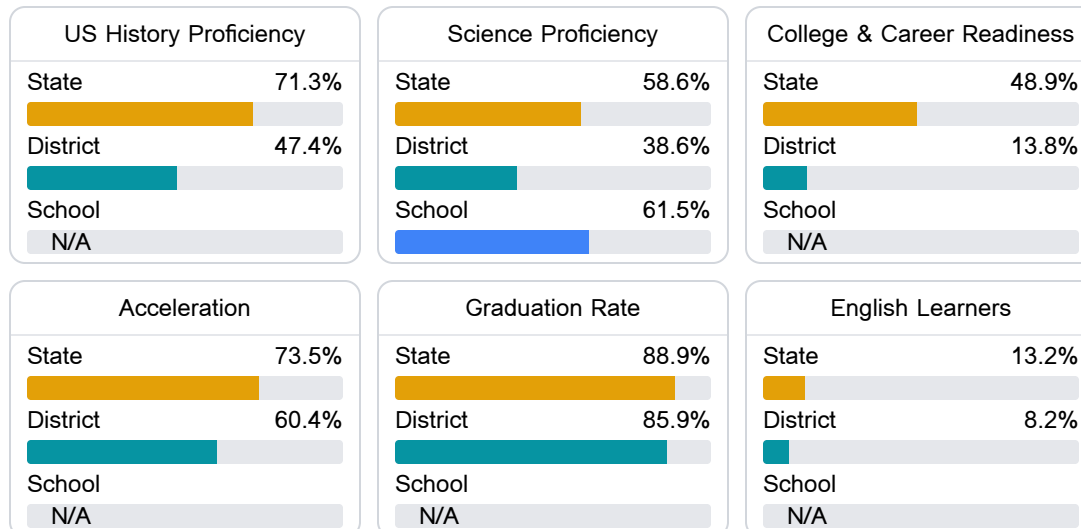
English

Measurements of student performance on the statewide English language arts (ELA) assessment.



Other Measures

Other measurements of student performance that factor into the accountability grade.



Teacher Data

23.2

Teachers



68.2%

Experienced Teachers

4.3%

Provisional Teachers

94.7%

In-Field Teachers

Detailed Assessment and Other Data

Student Performance

The following information shows each level of student performance on statewide assessments.

Math

Level 1		Level 2		Level 3		Level 4		Level 5	
State	0-10%	State	11-20%	State	21-30%	State	31-40%	State	11-20%
District	10.4%	District	27.3%	District	30.2%	District	21.6%	District	10.5%
School		School		School	5.4%	School	41.9%	School	52.7%
N/A		N/A							
Minimal		Basic		Passing		Proficient		Advanced	

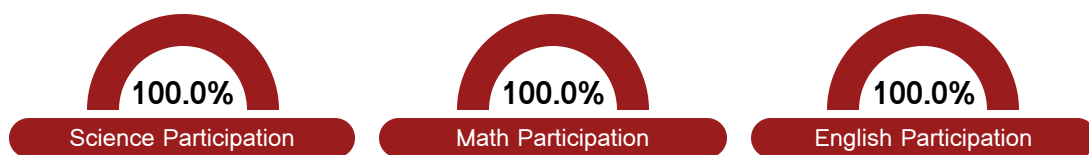
English

Level 1		Level 2		Level 3		Level 4		Level 5	
State	8.3%	State	17.0%	State	29.7%	State	29.3%	State	15.7%
District	14.0%	District	24.7%	District	31.1%	District	22.1%	District	8.1%
School		School	0-10%	School	11-20%	School	51-60%	School	31-40%
N/A									
Minimal		Basic		Passing		Proficient		Advanced	

Science

Level 1		Level 2		Level 3		Level 4		Level 5	
State	11.4%	State	11.9%	State	20.8%	State	33.6%	State	22.3%
District	21.8%	District	18.3%	District	23.0%	District	28.4%	District	8.6%
School		School	0-10%	School	31-40%	School	41-50%	School	11-20%
N/A									
Minimal		Basic		Passing		Proficient		Advanced	

Student Assessment Participation



Discipline

<10

Incidents of Violence

Other Data



5.7 %

Chronic Absenteeism



\$11,242.58

Per-Pupil Expenditure