



West Jones High School

Jones County School District



254 Springhill Road
Laurel, MS 39443



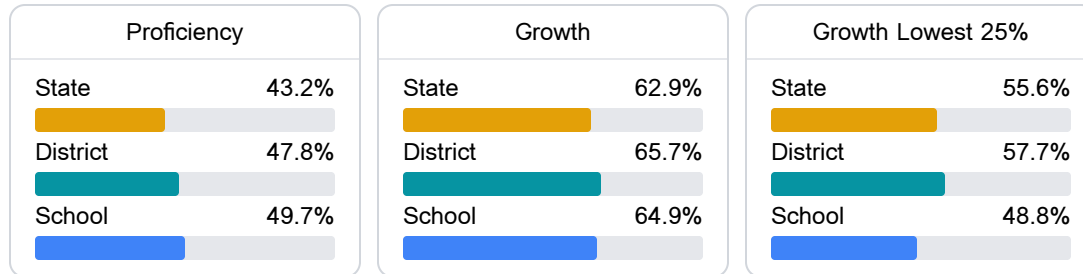
Cooper Pope
cdpope@jonesk12.org

School Accountability Grade Components

Mississippi's accountability system assigns "A" through "F" letter grades for schools and districts. Grades are based on student achievement, student growth, student participation in testing, and other academic measures.

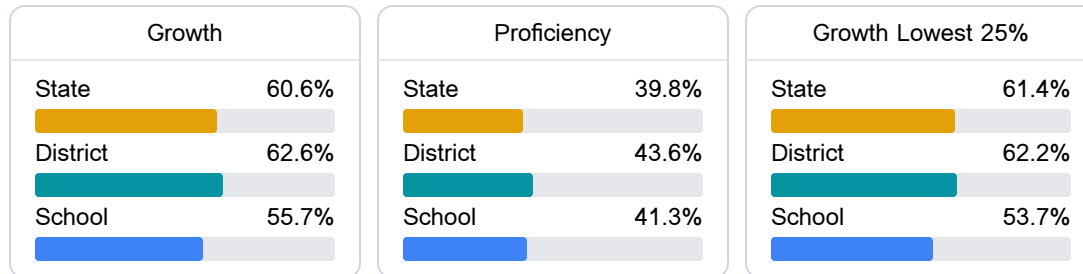
Math

Measurements of student performance on the statewide math assessment.



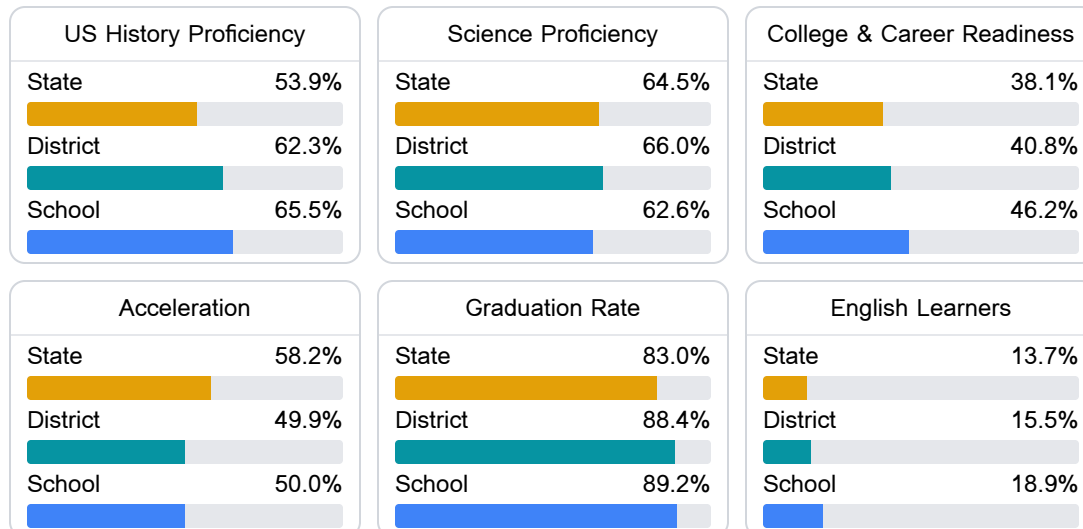
English

Measurements of student performance on the statewide English language arts (ELA) assessment.



Other Measures

Other measurements of student performance that factor into the accountability grade.



Teacher Data

84.6

Teachers



95.4%

Experienced Teachers

2.3%

Provisional Teachers

96.7%

In-Field Teachers

Detailed Assessment and Other Data

Student Performance

The following information shows each level of student performance on statewide assessments.

Math

Level 1		Level 2		Level 3		Level 4		Level 5	
State	6.8%	State	20.9%	State	30.5%	State	29.9%	State	11.9%
District	0-10%	District	11-20%	District	31-40%	District	31-40%	District	0-10%
School	5.5%	School	18.8%	School	28.7%	School	35.8%	School	11.2%
Minimal		Basic		Passing		Proficient		Advanced	

English

Level 1		Level 2		Level 3		Level 4		Level 5	
State	7.4%	State	20.4%	State	33.7%	State	29.0%	State	9.4%
District	5.8%	District	15.6%	District	36.4%	District	33.0%	District	9.2%
School	8.7%	School	16.0%	School	37.0%	School	27.7%	School	10.6%
Minimal		Basic		Passing		Proficient		Advanced	

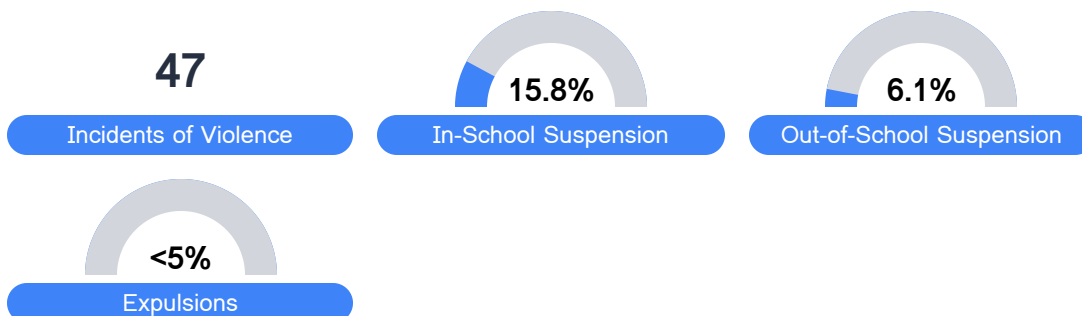
Science

Level 1		Level 2		Level 3		Level 4	
State	13.6%	State	24.0%	State	20.7%	State	20.7%
District	11.0%	District	24.8%	District	18.8%	District	18.8%
School	15.0%	School	24.0%	School	14.6%	School	14.6%
Minimal		Basic		Proficient		Advanced	

Student Assessment Participation



Discipline



* Source: 2017-2018 Civil Rights Data Collection

Other Data



16.0 %

Chronic Absenteeism



\$7,276.96

Per-Pupil Expenditure



76.1 %

Post-Secondary Enrollment



41.0%

Advanced Course Participation