

## **B** South Jones High School Jones County School District

313 Anderson Street  
Ellisville, MS 39437

Catherine Ladner  
cldadner@jonesk12.org

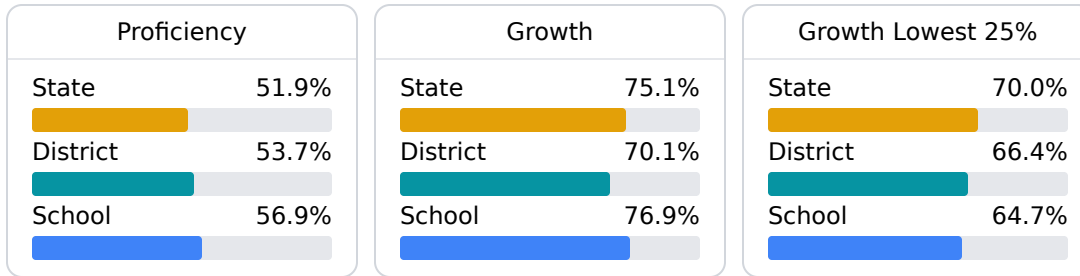
Identified for **Additional Targeted Support and Improvement**

### School Accountability Grade Components

Mississippi's accountability system assigns "A" through "F" letter grades for schools and districts. Grades are based on student achievement, student growth, student participation in testing, and other academic measures.

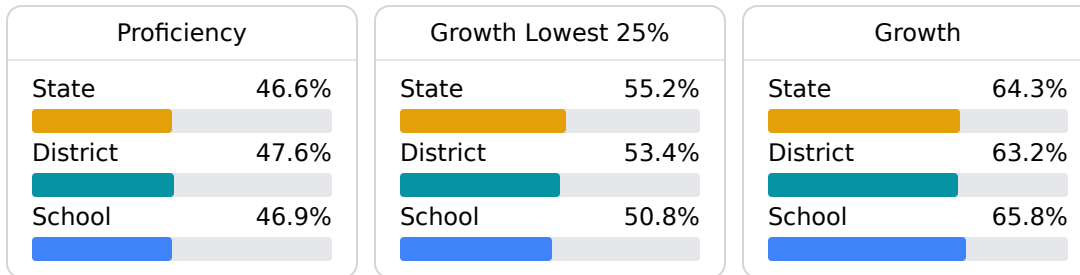
#### Math

Measurements of student performance on the statewide math assessment.



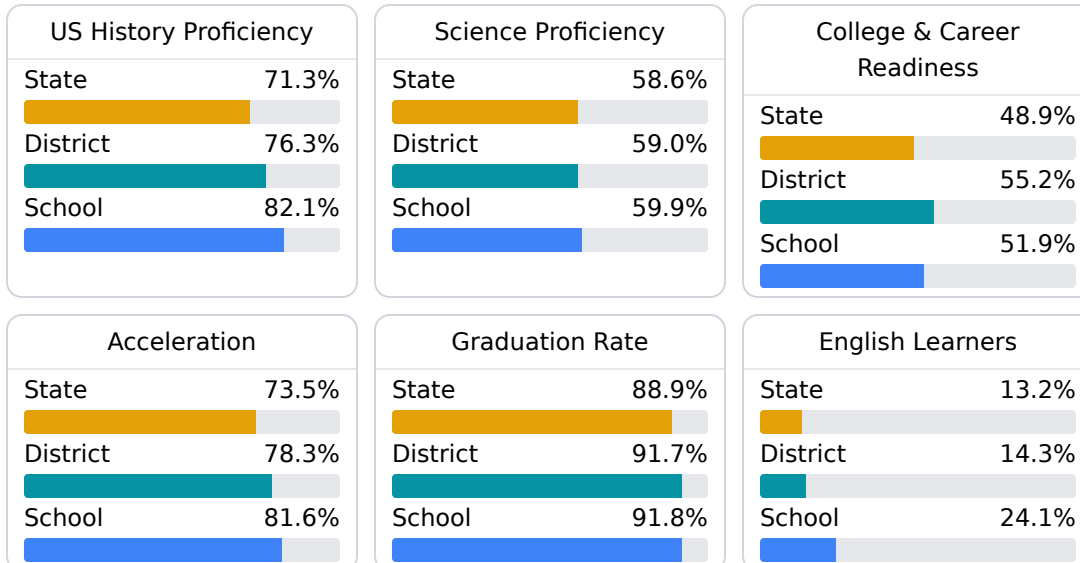
#### English

Measurements of student performance on the statewide English language arts (ELA) assessment.



#### Other Measures

Other measurements of student performance that factor into the accountability grade.



### Teacher Data

**88.7**

Teachers



**79.4%**

Experienced Teachers

**1.1%**

Provisional Teachers

**98.8%**

In-Field Teachers

## Detailed Assessment and Other Data

### Student Performance

The following information shows each level of student performance on statewide assessments.

#### Math

Level 1		Level 2		Level 3		Level 4		Level 5	
State	0-10%	State	11-20%	State	21-30%	State	31-40%	State	11-20%
District	0-10%	District	11-20%	District	21-30%	District	31-40%	District	11-20%
School	0-10%	School	11-20%	School	21-30%	School	31-40%	School	11-20%
Minimal		Basic		Passing		Proficient		Advanced	

#### English

Level 1		Level 2		Level 3		Level 4		Level 5	
State	8.3%	State	17.0%	State	29.7%	State	29.3%	State	15.7%
District	6.7%	District	16.2%	District	31.4%	District	30.8%	District	14.9%
School	6.5%	School	16.7%	School	32.0%	School	26.6%	School	18.2%
Minimal		Basic		Passing		Proficient		Advanced	

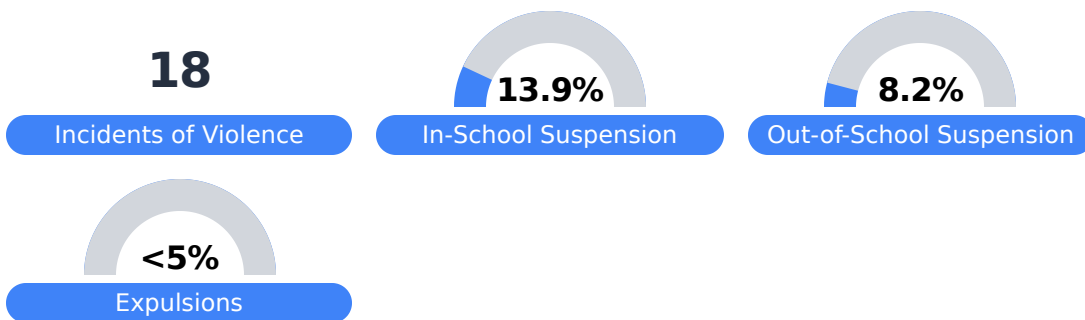
#### Science

Level 1		Level 2		Level 3		Level 4		Level 5	
State	11.4%	State	11.9%	State	20.8%	State	33.6%	State	22.3%
District	9.3%	District	11.9%	District	22.9%	District	35.7%	District	20.3%
School	11.8%	School	13.2%	School	19.6%	School	32.6%	School	22.8%
Minimal		Basic		Passing		Proficient		Advanced	

### Student Assessment Participation



### Discipline



### Other Data



**27.8%**

Chronic Absenteeism



**\$9,429.17**

Per-Pupil Expenditure



**70.9%**

Post-Secondary Enrollment



**80.3%**

Advanced Course Participation