



## South Jones Elementary School

Jones County School District



27 Warrior Road  
Ellisville, MS 39437



Belinda Beech  
bybeech@jonesk12.org

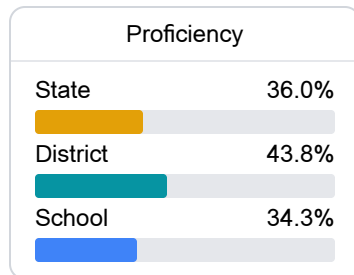
Identified for **Additional Targeted Support and Improvement**

### School Accountability Grade Components

Mississippi's accountability system assigns "A" through "F" letter grades for schools and districts. Grades are based on student achievement, student growth, student participation in testing, and other academic measures. COVID - 19 pandemic disruptions continue to be reflected in 2021 - 2022 accountability data, particularly growth data.

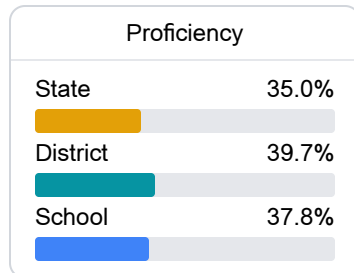
#### Math

Measurements of student performance on the statewide math assessment.



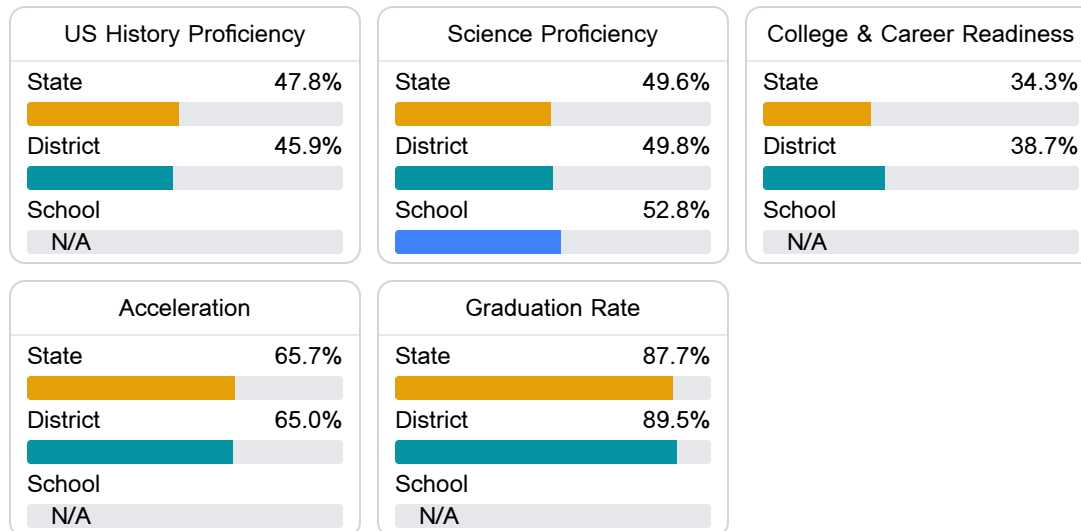
#### English

Measurements of student performance on the statewide English language arts (ELA) assessment.



#### Other Measures

Other measurements of student performance that factor into the accountability grade.



### Teacher Data

70.0

Teachers



78.6%

Experienced Teachers

0.0%

Provisional Teachers

97.1%

In-Field Teachers

## Detailed Assessment and Other Data

## Student Performance

The following information shows each level of student performance on statewide assessments.

## Math

Level 1		Level 2		Level 3		Level 4		Level 5	
State	11.6%	State	24.2%	State	29.5%	State	24.8%	State	9.9%
District	5.1%	District	20.5%	District	34.8%	District	32.3%	District	7.4%
School	5.9%	School	23.7%	School	38.1%	School	26.7%	School	5.7%
Minimal		Basic		Passing		Proficient		Advanced	

## English

Level 1		Level 2		Level 3		Level 4		Level 5	
State	10.8%	State	23.1%	State	31.8%	State	24.6%	State	9.7%
District	7.2%	District	18.9%	District	35.1%	District	29.2%	District	9.5%
School	7.0%	School	21.9%	School	34.8%	School	29.2%	School	7.1%
Minimal		Basic		Passing		Proficient		Advanced	

## Science

Level 1		Level 2		Level 3		Level 4		Level 5	
State	13.8%	State	14.5%	State	23.4%	State	32.7%	State	15.7%
District	10.0%	District	15.4%	District	27.0%	District	34.4%	District	13.2%
School	5.5%	School	12.3%	School	29.5%	School	41.8%	School	11.0%
Minimal		Basic		Passing		Proficient		Advanced	

## Student Assessment Participation



## Discipline



\* Source: 2017-2018 Civil Rights Data Collection

## Other Data



13.7 %

Chronic Absenteeism



\$8,155.77

Per-Pupil Expenditure