



JDC High School

Jefferson Davis County School District



891 BASS BURKETT RD
Bassfield, MS 39421



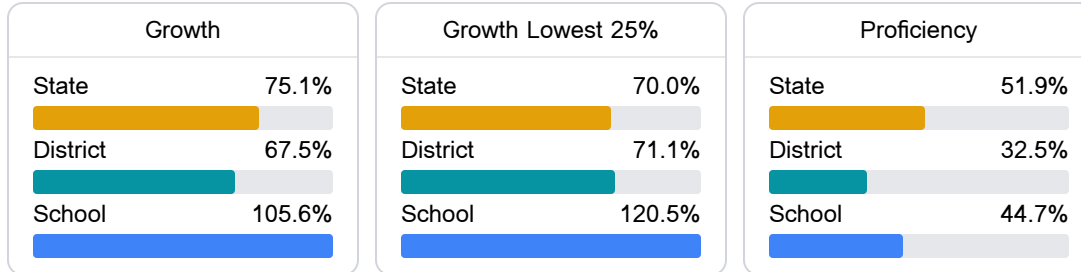
Spurgeon Banyard
sbanyard@jdcasd.org

School Accountability Grade Components

Mississippi's accountability system assigns "A" through "F" letter grades for schools and districts. Grades are based on student achievement, student growth, student participation in testing, and other academic measures.

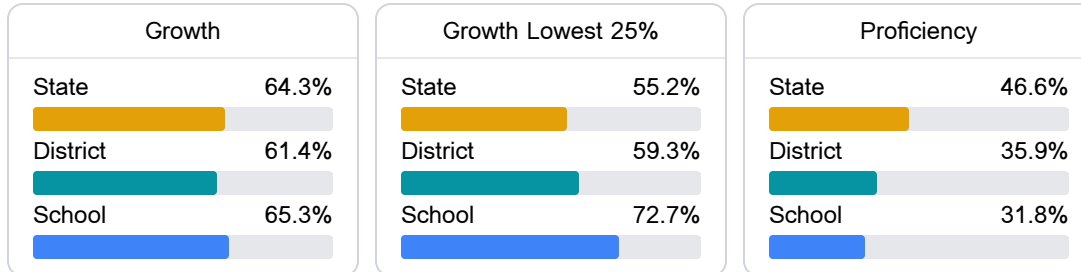
Math

Measurements of student performance on the statewide math assessment.



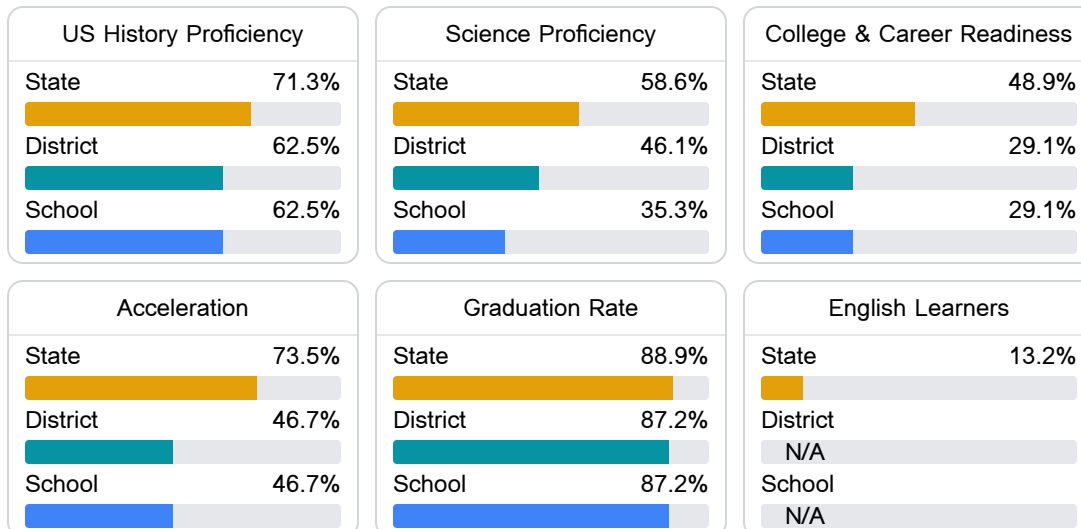
English

Measurements of student performance on the statewide English language arts (ELA) assessment.



Other Measures

Other measurements of student performance that factor into the accountability grade.



Teacher Data

32.8

Teachers



70.0%

Experienced Teachers

6.5%

Provisional Teachers

95.9%

In-Field Teachers

Detailed Assessment and Other Data

Student Performance

The following information shows each level of student performance on statewide assessments.

Math

Level 1	Level 2	Level 3	Level 4	Level 5
State 0-10%	State 11-20%	State 21-30%	State 31-40%	State 11-20%
District 8.0%	District 26.0%	District 32.0%	District 26.2%	District 7.8%
School N/A	School N/A	School 23.5%	School 56.9%	School 19.6%
Minimal	Basic	Passing	Proficient	Advanced

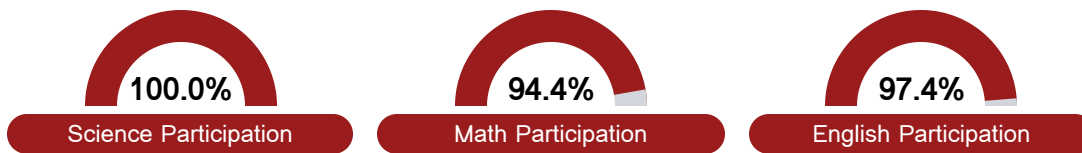
English

Level 1	Level 2	Level 3	Level 4	Level 5
State 8.3%	State 17.0%	State 29.7%	State 29.3%	State 15.7%
District 12.1%	District 22.2%	District 31.3%	District 27.1%	District 7.4%
School 11-20%	School 21-30%	School 31-40%	School 21-30%	School 0-10%
Minimal	Basic	Passing	Proficient	Advanced

Science

Level 1	Level 2	Level 3	Level 4	Level 5
State 11.4%	State 11.9%	State 20.8%	State 33.6%	State 22.3%
District 10.6%	District 10.6%	District 32.4%	District 32.1%	District 14.3%
School 14.7%	School 9.8%	School 36.3%	School 27.5%	School 11.8%
Minimal	Basic	Passing	Proficient	Advanced

Student Assessment Participation



Discipline



Other Data



38.1 %

Chronic Absenteeism



\$16,287.92

Per-Pupil Expenditure



48.8 %

Post-Secondary Enrollment



46.4%

Advanced Course Participation