



## JDC High School

Jefferson Davis County School District



891 BASS BURKETT RD  
Bassfield, MS 39421



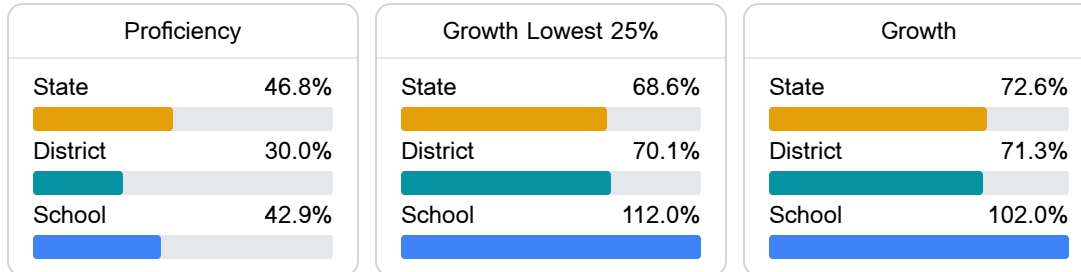
Spurgeon Banyard  
sbanyard@jdcasd.org

### School Accountability Grade Components

Mississippi's accountability system assigns "A" through "F" letter grades for schools and districts. Grades are based on student achievement, student growth, student participation in testing, and other academic measures. COVID - 19 pandemic disruptions continue to be reflected in 2021 - 2022 accountability data, particularly growth data.

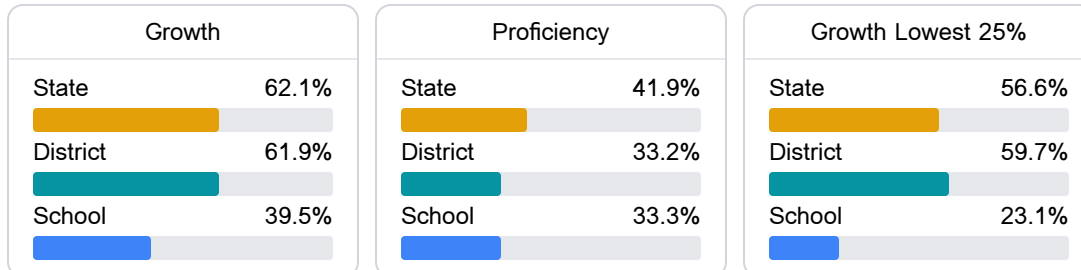
#### Math

Measurements of student performance on the statewide math assessment.



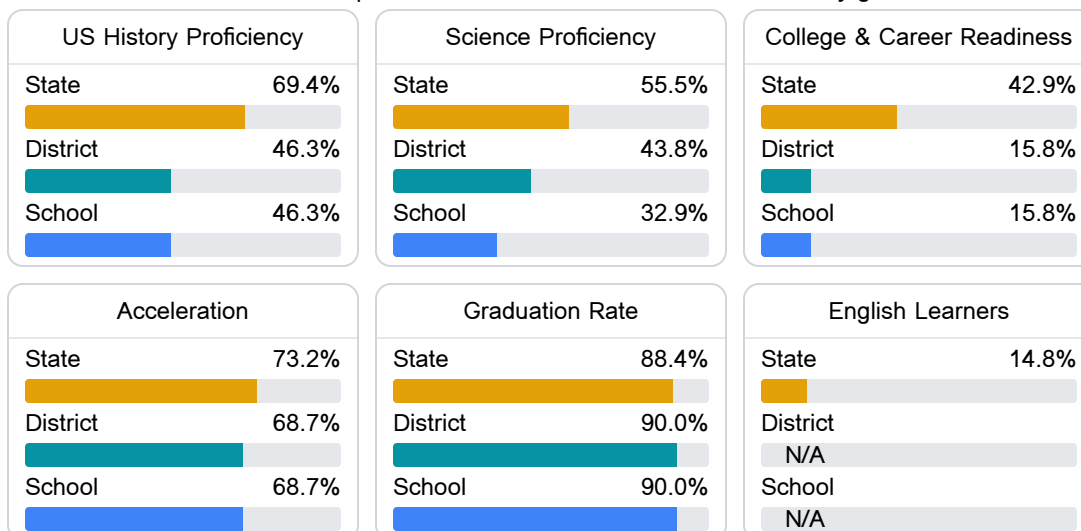
#### English

Measurements of student performance on the statewide English language arts (ELA) assessment.



#### Other Measures

Other measurements of student performance that factor into the accountability grade.



### Teacher Data

32.9

Teachers



60.6%

Experienced Teachers

14.8%

Provisional Teachers

98.9%

In-Field Teachers

## Detailed Assessment and Other Data

### Student Performance

The following information shows each level of student performance on statewide assessments.

#### Math

Level 1	Level 2	Level 3	Level 4	Level 5
State 7.0%	State 19.3%	State 27.3%	State 31.5%	State 15.0%
District 10.9%	District 28.0%	District 31.4%	District 24.3%	District 5.5%
School N/A	School 0-10%	School 51-60%	School 31-40%	School 0-10%
Minimal	Basic	Passing	Proficient	Advanced

#### English

Level 1	Level 2	Level 3	Level 4	Level 5
State 8.6%	State 18.9%	State 31.3%	State 29.1%	State 12.1%
District 11.6%	District 22.4%	District 33.1%	District 26.8%	District 6.2%
School 10.6%	School 19.2%	School 37.5%	School 26.0%	School 6.7%
Minimal	Basic	Passing	Proficient	Advanced

#### Science

Level 1	Level 2	Level 3	Level 4	Level 5
State 11.0%	State 12.4%	State 22.5%	State 34.7%	State 19.4%
District 13.6%	District 12.9%	District 30.5%	District 32.4%	District 10.7%
School 11-20%	School 11-20%	School 31-40%	School 21-30%	School 0-10%
Minimal	Basic	Passing	Proficient	Advanced

### Student Assessment Participation



### Discipline



### Other Data



59.2 %

Chronic Absenteeism



\$14,703.21

Per-Pupil Expenditure



47.8 %

Post-Secondary Enrollment



41.9%

Advanced Course Participation