



B Carver Elementary School

Jefferson Davis County School District

 381 Williamsburg Road P. O. Box 460
Bassfield, MS 39421

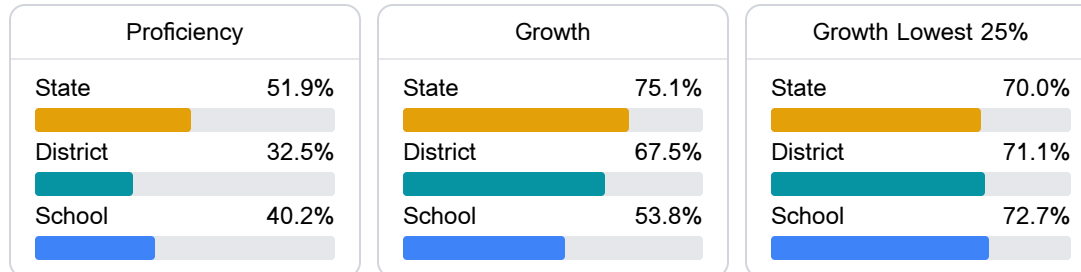
 Vanessa Brown
vabrown@jdcscd.org

School Accountability Grade Components

Mississippi's accountability system assigns "A" through "F" letter grades for schools and districts. Grades are based on student achievement, student growth, student participation in testing, and other academic measures.

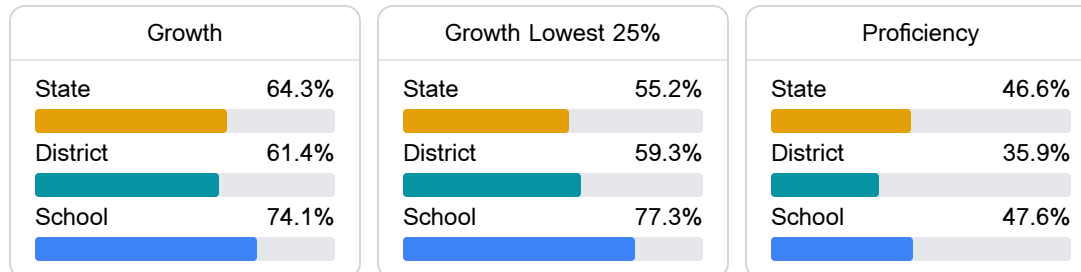
Math

Measurements of student performance on the statewide math assessment.



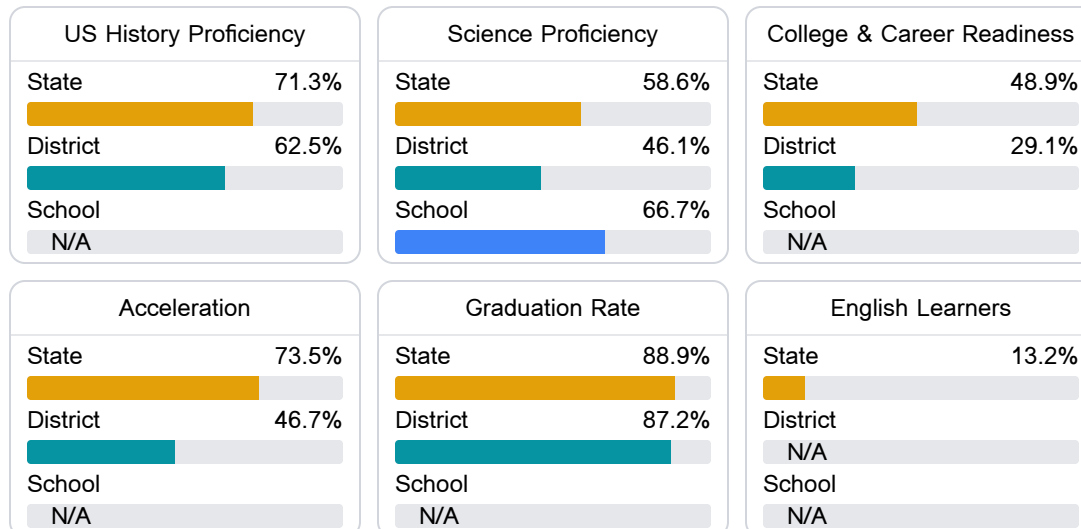
English

Measurements of student performance on the statewide English language arts (ELA) assessment.



Other Measures

Other measurements of student performance that factor into the accountability grade.



Teacher Data

17.2

Teachers



77.5%

Experienced Teachers

11.6%

Provisional Teachers

91.9%

In-Field Teachers

Detailed Assessment and Other Data

Student Performance

The following information shows each level of student performance on statewide assessments.

Math

Level 1		Level 2		Level 3		Level 4		Level 5	
State	0-10%	State	11-20%	State	21-30%	State	31-40%	State	11-20%
District	8.0%	District	26.0%	District	32.0%	District	26.2%	District	7.8%
School	5.4%	School	17.8%	School	37.2%	School	27.9%	School	11.6%
Minimal		Basic		Passing		Proficient		Advanced	

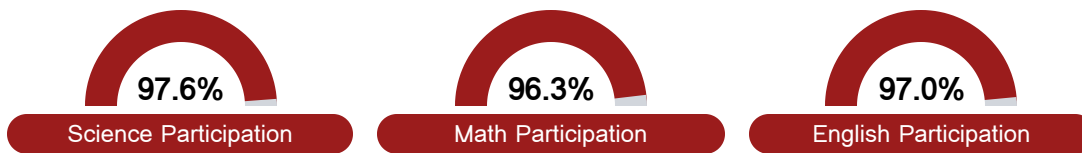
English

Level 1		Level 2		Level 3		Level 4		Level 5	
State	8.3%	State	17.0%	State	29.7%	State	29.3%	State	15.7%
District	12.1%	District	22.2%	District	31.3%	District	27.1%	District	7.4%
School	9.2%	School	16.2%	School	27.7%	School	39.2%	School	7.7%
Minimal		Basic		Passing		Proficient		Advanced	

Science

Level 1		Level 2		Level 3		Level 4		Level 5	
State	11.4%	State	11.9%	State	20.8%	State	33.6%	State	22.3%
District	10.6%	District	10.6%	District	32.4%	District	32.1%	District	14.3%
School	0-10%	School	0-10%	School	11-20%	School	31-40%	School	31-40%
Minimal		Basic		Passing		Proficient		Advanced	

Student Assessment Participation



Discipline



Other Data



12.0 %

Chronic Absenteeism



\$15,638.09

Per-Pupil Expenditure