



Carver Elementary School

Jefferson Davis County School District



381 WILLIAMSBURG RD P. O. Box 460
Bassfield, MS 39421



Vanessa Brown
vabrown@jdcasd.org

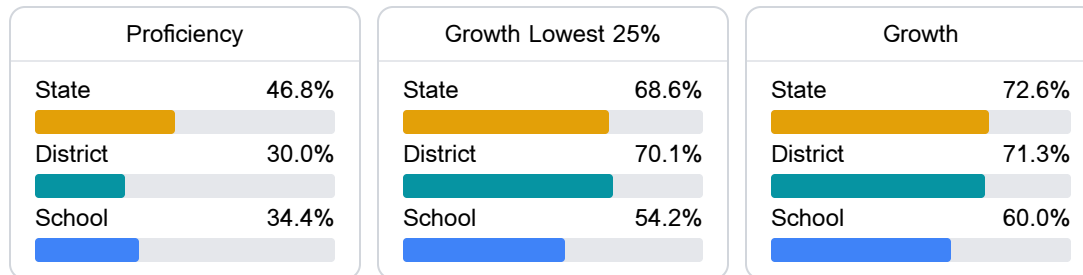
Identified for **Targeted Support and Improvement**

School Accountability Grade Components

Mississippi's accountability system assigns "A" through "F" letter grades for schools and districts. Grades are based on student achievement, student growth, student participation in testing, and other academic measures. COVID - 19 pandemic disruptions continue to be reflected in 2021 - 2022 accountability data, particularly growth data.

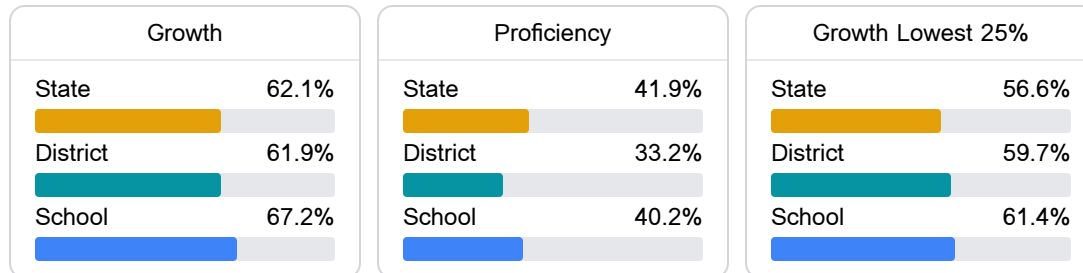
Math

Measurements of student performance on the statewide math assessment.



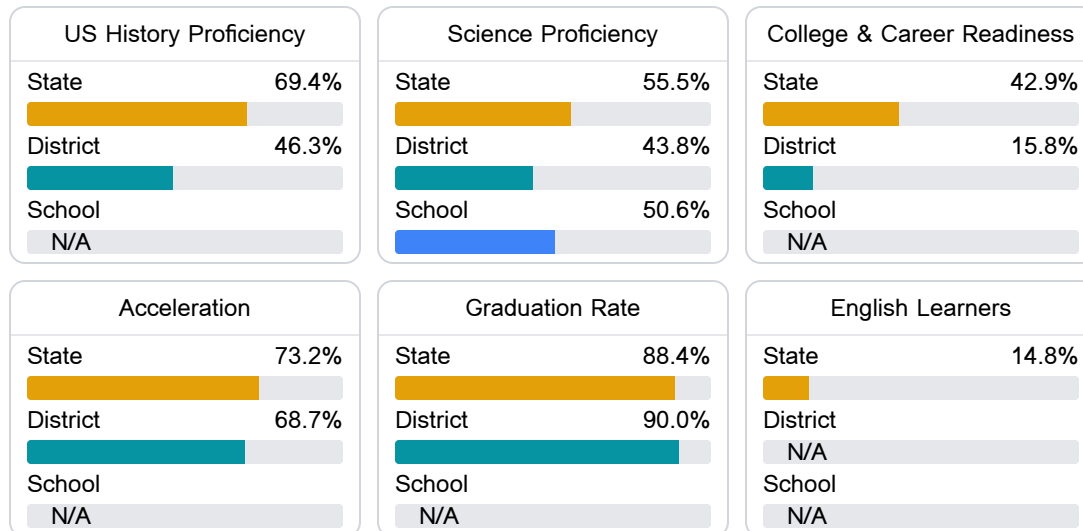
English

Measurements of student performance on the statewide English language arts (ELA) assessment.



Other Measures

Other measurements of student performance that factor into the accountability grade.



Teacher Data

29.9

Teachers



75.2%

Experienced Teachers

6.7%

Provisional Teachers

84.0%

In-Field Teachers

Detailed Assessment and Other Data

Student Performance

The following information shows each level of student performance on statewide assessments.

Math

Level 1		Level 2		Level 3		Level 4		Level 5	
State	7.0%	State	19.3%	State	27.3%	State	31.5%	State	15.0%
District	10.9%	District	28.0%	District	31.4%	District	24.3%	District	5.5%
School	7.3%	School	26.5%	School	31.5%	School	25.8%	School	8.9%
Minimal		Basic		Passing		Proficient		Advanced	

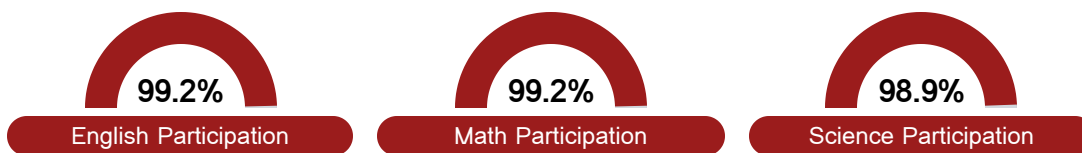
English

Level 1		Level 2		Level 3		Level 4		Level 5	
State	8.6%	State	18.9%	State	31.3%	State	29.1%	State	12.1%
District	11.6%	District	22.4%	District	33.1%	District	26.8%	District	6.2%
School	8.5%	School	18.5%	School	33.1%	School	31.9%	School	8.1%
Minimal		Basic		Passing		Proficient		Advanced	

Science

Level 1		Level 2		Level 3		Level 4		Level 5	
State	11.0%	State	12.4%	State	22.5%	State	34.7%	State	19.4%
District	13.6%	District	12.9%	District	30.5%	District	32.4%	District	10.7%
School	8.1%	School	11.5%	School	29.9%	School	34.5%	School	16.1%
Minimal		Basic		Passing		Proficient		Advanced	

Student Assessment Participation



Discipline



Other Data



22.5%

Chronic Absenteeism



\$12,474.06

Per-Pupil Expenditure