



## Stringer Attendance Center

West Jasper Consolidated Schools



122 COUNTY ROAD 17  
Stringer, MS 39481



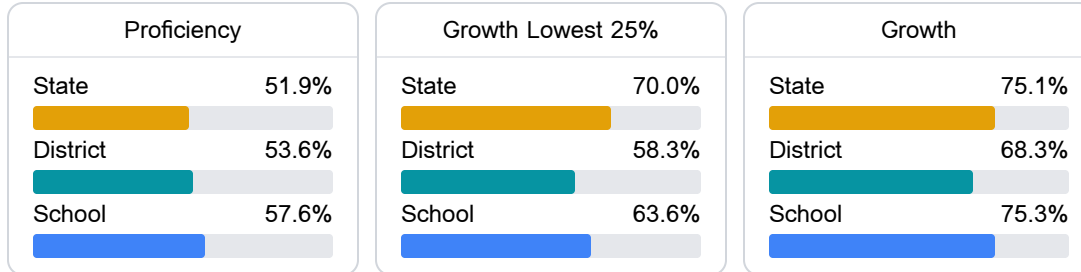
Tony Keys  
tkeys@westjasper.org

### School Accountability Grade Components

Mississippi's accountability system assigns "A" through "F" letter grades for schools and districts. Grades are based on student achievement, student growth, student participation in testing, and other academic measures.

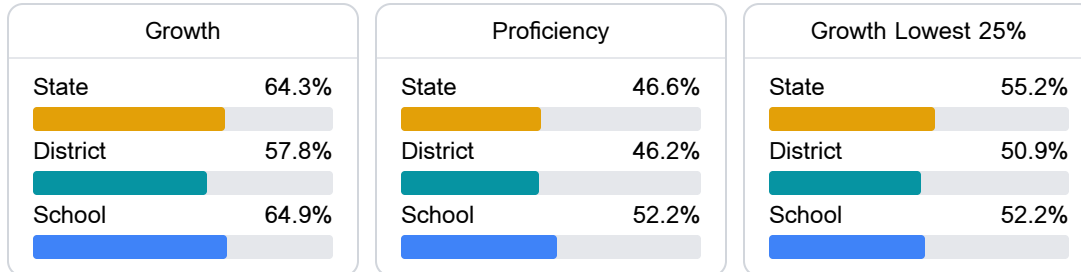
#### Math

Measurements of student performance on the statewide math assessment.



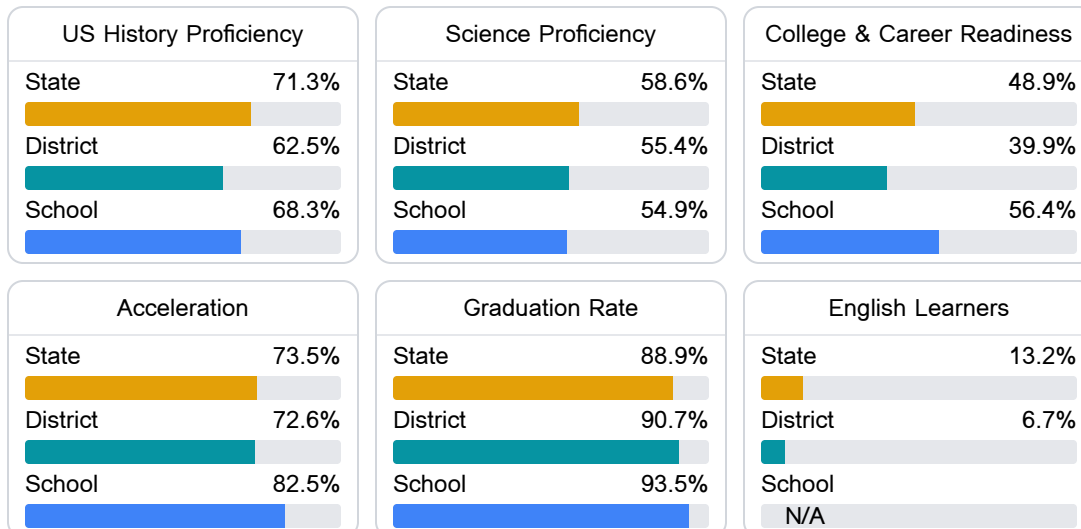
#### English

Measurements of student performance on the statewide English language arts (ELA) assessment.



#### Other Measures

Other measurements of student performance that factor into the accountability grade.



### Teacher Data

44.4

Teachers



93.5%

Experienced Teachers

1.2%

Provisional Teachers

95.7%

In-Field Teachers

## Detailed Assessment and Other Data

## Student Performance

The following information shows each level of student performance on statewide assessments.

## Math

Level 1		Level 2		Level 3		Level 4		Level 5	
State	0-10%	State	11-20%	State	21-30%	State	31-40%	State	11-20%
District	0-10%	District	11-20%	District	31-40%	District	31-40%	District	11-20%
School	0-10%	School	11-20%	School	21-30%	School	31-40%	School	11-20%
Minimal		Basic		Passing		Proficient		Advanced	

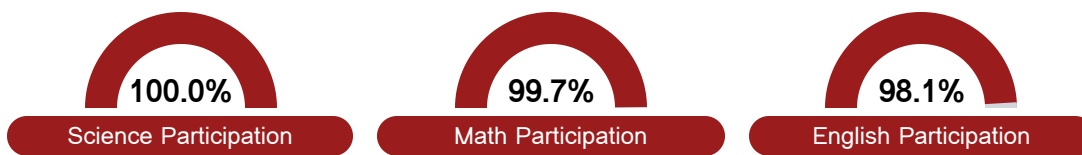
## English

Level 1		Level 2		Level 3		Level 4		Level 5	
State	8.3%	State	17.0%	State	29.7%	State	29.3%	State	15.7%
District	6.1%	District	17.4%	District	32.2%	District	30.9%	District	13.3%
School	0-10%	School	11-20%	School	31-40%	School	31-40%	School	11-20%
Minimal		Basic		Passing		Proficient		Advanced	

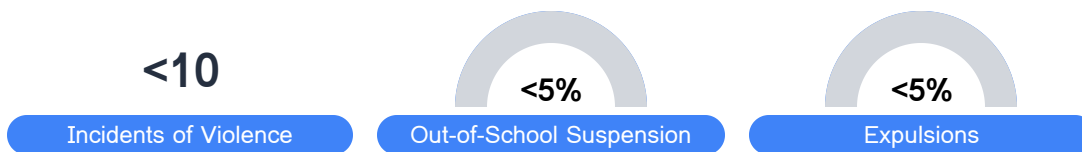
## Science

Level 1		Level 2		Level 3		Level 4		Level 5	
State	11.4%	State	11.9%	State	20.8%	State	33.6%	State	22.3%
District	14.8%	District	10.7%	District	27.6%	District	32.6%	District	14.2%
School	7.2%	School	11.2%	School	25.6%	School	43.2%	School	12.8%
Minimal		Basic		Passing		Proficient		Advanced	

## Student Assessment Participation



## Discipline



## Other Data



17.5 %

Chronic Absenteeism



\$12,475.46

Per-Pupil Expenditure



75.0 %

Post-Secondary Enrollment



68.0%

Advanced Course Participation