



## Stringer Attendance Center

West Jasper Consolidated Schools



122 COUNTY ROAD 17  
Stringer, MS 39481



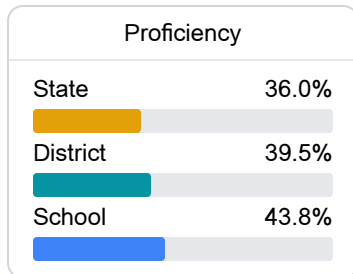
Tony Keys  
tkeys@westjasper.org

### School Accountability Grade Components

Mississippi's accountability system assigns "A" through "F" letter grades for schools and districts. Grades are based on student achievement, student growth, student participation in testing, and other academic measures. COVID - 19 pandemic disruptions continue to be reflected in 2021 - 2022 accountability data, particularly growth data.

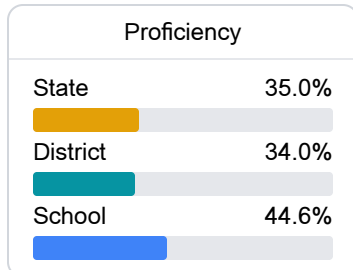
#### Math

Measurements of student performance on the statewide math assessment.



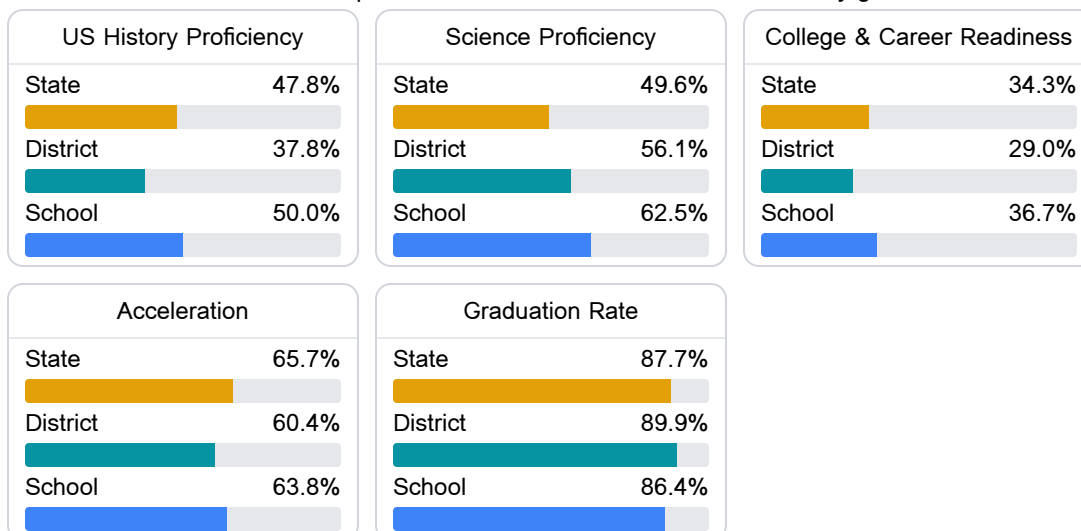
#### English

Measurements of student performance on the statewide English language arts (ELA) assessment.



#### Other Measures

Other measurements of student performance that factor into the accountability grade.



### Teacher Data

44.0

Teachers



91.4%

Experienced Teachers

4.8%

Provisional Teachers

97.4%

In-Field Teachers

## Detailed Assessment and Other Data

## Student Performance

The following information shows each level of student performance on statewide assessments.

## Math

Level 1		Level 2		Level 3		Level 4		Level 5	
State	11.6%	State	24.2%	State	29.5%	State	24.8%	State	9.9%
District	7.1%	District	20.5%	District	35.3%	District	27.3%	District	9.8%
School	0-10%	School	11-20%	School	31-40%	School	31-40%	School	0-10%
Minimal		Basic		Passing		Proficient		Advanced	

## English

Level 1		Level 2		Level 3		Level 4		Level 5	
State	10.8%	State	23.1%	State	31.8%	State	24.6%	State	9.7%
District	10.7%	District	21.8%	District	34.2%	District	25.8%	District	7.5%
School	6.0%	School	15.1%	School	35.8%	School	33.3%	School	9.8%
Minimal		Basic		Passing		Proficient		Advanced	

## Science

Level 1		Level 2		Level 3		Level 4		Level 5	
State	13.8%	State	14.5%	State	23.4%	State	32.7%	State	15.7%
District	7.0%	District	13.9%	District	30.5%	District	36.4%	District	12.3%
School	7.0%	School	13.4%	School	30.3%	School	37.3%	School	12.0%
Minimal		Basic		Passing		Proficient		Advanced	

## Student Assessment Participation



## Discipline



\* Source: 2017-2018 Civil Rights Data Collection

## Other Data



17.4 %

Chronic Absenteeism



\$11,341.57

Per-Pupil Expenditure



69.8 %

Post-Secondary Enrollment



71.4%

Advanced Course Participation