



## Bay Springs High School

West Jasper Consolidated Schools



510 HWY 18  
Bay Springs, MS 39422



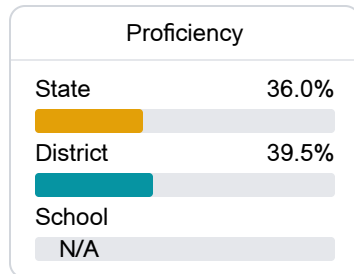
Denika McLaurin  
dmclaurin@westjasper.org

### School Accountability Grade Components

Mississippi's accountability system assigns "A" through "F" letter grades for schools and districts. Grades are based on student achievement, student growth, student participation in testing, and other academic measures. COVID - 19 pandemic disruptions continue to be reflected in 2021 - 2022 accountability data, particularly growth data.

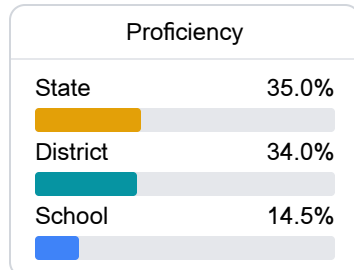
#### Math

Measurements of student performance on the statewide math assessment.



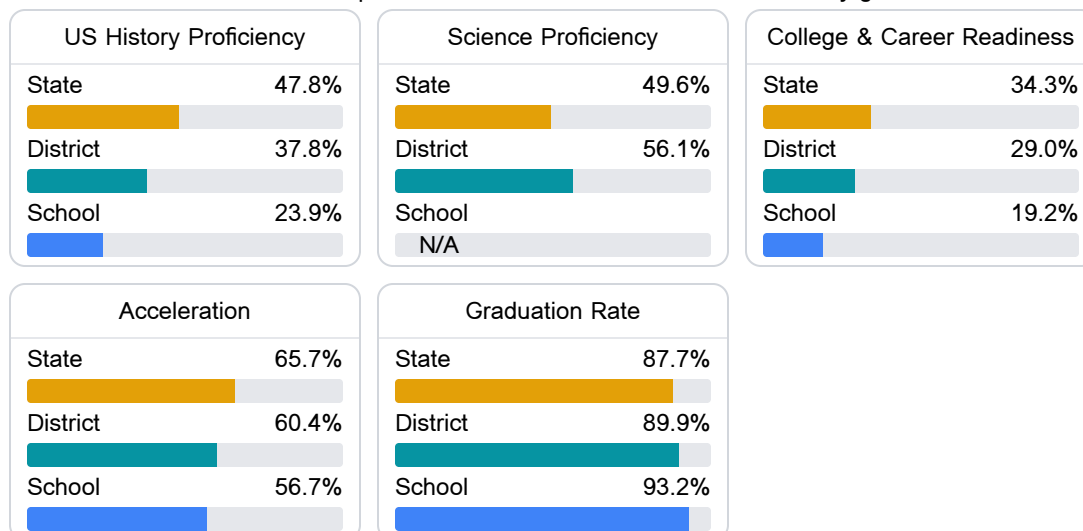
#### English

Measurements of student performance on the statewide English language arts (ELA) assessment.



#### Other Measures

Other measurements of student performance that factor into the accountability grade.



### Teacher Data

19.2

Teachers



71.4%

Experienced Teachers

1.0%

Provisional Teachers

99.0%

In-Field Teachers

## Detailed Assessment and Other Data

## Student Performance

The following information shows each level of student performance on statewide assessments.

## Math

Level 1		Level 2		Level 3		Level 4		Level 5	
State	11.6%	State	24.2%	State	29.5%	State	24.8%	State	9.9%
District	7.1%	District	20.5%	District	35.3%	District	27.3%	District	9.8%
School	0-10%	School	21-30%	School	61-70%	School	0-10%	School	N/A
Minimal		Basic		Passing		Proficient		Advanced	

## English

Level 1		Level 2		Level 3		Level 4		Level 5	
State	10.8%	State	23.1%	State	31.8%	State	24.6%	State	9.7%
District	10.7%	District	21.8%	District	34.2%	District	25.8%	District	7.5%
School	11-20%	School	41-50%	School	21-30%	School	11-20%	School	0-10%
Minimal		Basic		Passing		Proficient		Advanced	

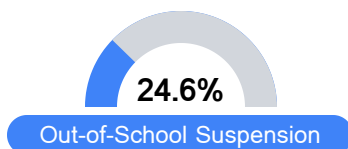
## Science

Level 1		Level 2		Level 3		Level 4		Level 5	
State	13.8%	State	14.5%	State	23.4%	State	32.7%	State	15.7%
District	7.0%	District	13.9%	District	30.5%	District	36.4%	District	12.3%
School	5.9%	School	17.7%	School	39.2%	School	27.5%	School	9.8%
Minimal		Basic		Passing		Proficient		Advanced	

## Student Assessment Participation



## Discipline



\* Source: 2017-2018 Civil Rights Data Collection

## Other Data



24.5%

Chronic Absenteeism



\$14,571.79

Per-Pupil Expenditure



67.8%

Post-Secondary Enrollment



68.3%

Advanced Course Participation