

# School Report Card 2021 - 2022

For more detailed information, please visit <https://msrc.mdek12.org>.



## Heidelberg Junior High School

East Jasper Consolidated School District



804 North Pine Avenue  
Heidelberg, MS 39439



Yolanda Magee  
ymagee@eastjasper.k12.ms.us

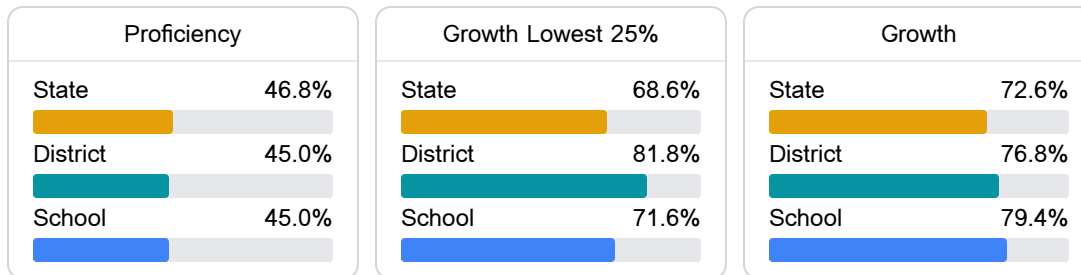
Identified for **Additional Targeted Support and Improvement**

### School Accountability Grade Components

Mississippi's accountability system assigns "A" through "F" letter grades for schools and districts. Grades are based on student achievement, student growth, student participation in testing, and other academic measures. COVID - 19 pandemic disruptions continue to be reflected in 2021 - 2022 accountability data, particularly growth data.

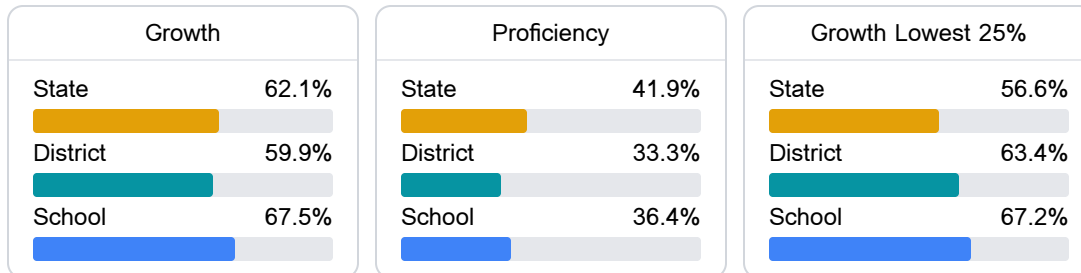
#### Math

Measurements of student performance on the statewide math assessment.



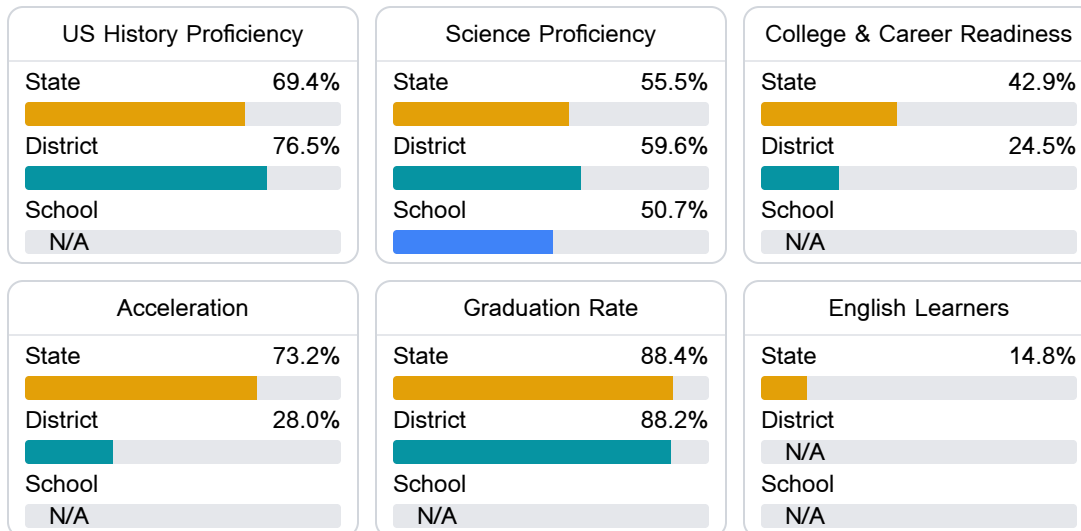
#### English

Measurements of student performance on the statewide English language arts (ELA) assessment.



#### Other Measures

Other measurements of student performance that factor into the accountability grade.



### Teacher Data

8.7

Teachers



60.8%

Experienced Teachers

34.3%

Provisional Teachers

60.0%

In-Field Teachers

## Detailed Assessment and Other Data

## Student Performance

The following information shows each level of student performance on statewide assessments.

## Math

Level 1		Level 2		Level 3		Level 4		Level 5	
State	7.0%	State	19.3%	State	27.3%	State	31.5%	State	15.0%
District	5.5%	District	18.9%	District	35.3%	District	29.5%	District	10.8%
School	5.4%	School	18.5%	School	35.4%	School	29.2%	School	11.5%
Minimal		Basic		Passing		Proficient		Advanced	

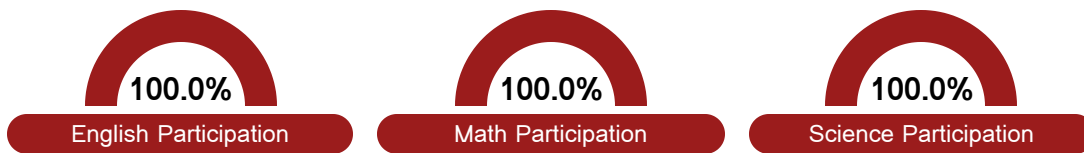
## English

Level 1		Level 2		Level 3		Level 4		Level 5	
State	8.6%	State	18.9%	State	31.3%	State	29.1%	State	12.1%
District	7.2%	District	24.0%	District	40.0%	District	22.7%	District	6.2%
School	10.0%	School	12.3%	School	45.4%	School	24.6%	School	7.7%
Minimal		Basic		Passing		Proficient		Advanced	

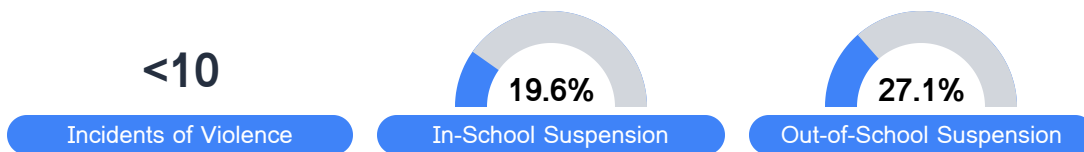
## Science

Level 1		Level 2		Level 3		Level 4		Level 5	
State	11.0%	State	12.4%	State	22.5%	State	34.7%	State	19.4%
District	0-10%	District	11-20%	District	31-40%	District	31-40%	District	11-20%
School	0-10%	School	11-20%	School	31-40%	School	31-40%	School	0-10%
Minimal		Basic		Passing		Proficient		Advanced	

## Student Assessment Participation



## Discipline



## Other Data



9.6 %

Chronic Absenteeism



\$13,666.09

Per-Pupil Expenditure