



## Heidelberg High School

East Jasper Consolidated School District



804 NORTH PINE AVE  
Heidelberg, MS 39439



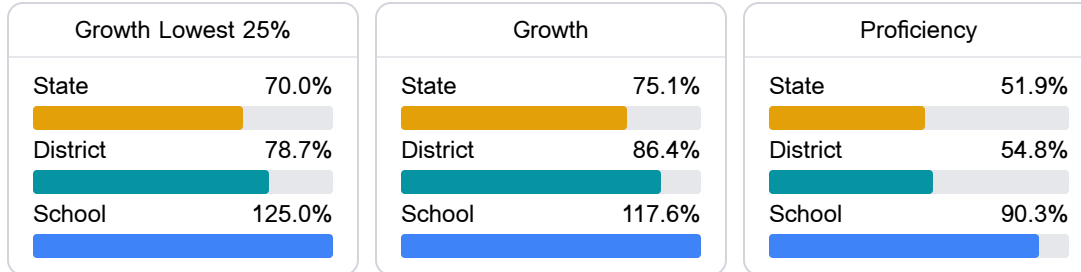
Tyrone Marshall  
tmarshall@eastjasper.k12.ms.us

### School Accountability Grade Components

Mississippi's accountability system assigns "A" through "F" letter grades for schools and districts. Grades are based on student achievement, student growth, student participation in testing, and other academic measures.

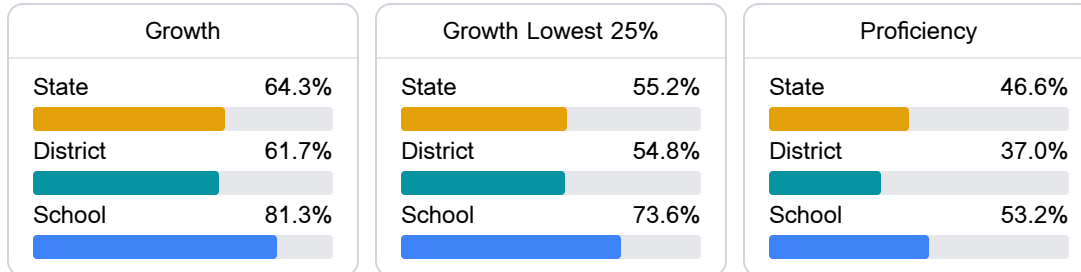
#### Math

Measurements of student performance on the statewide math assessment.



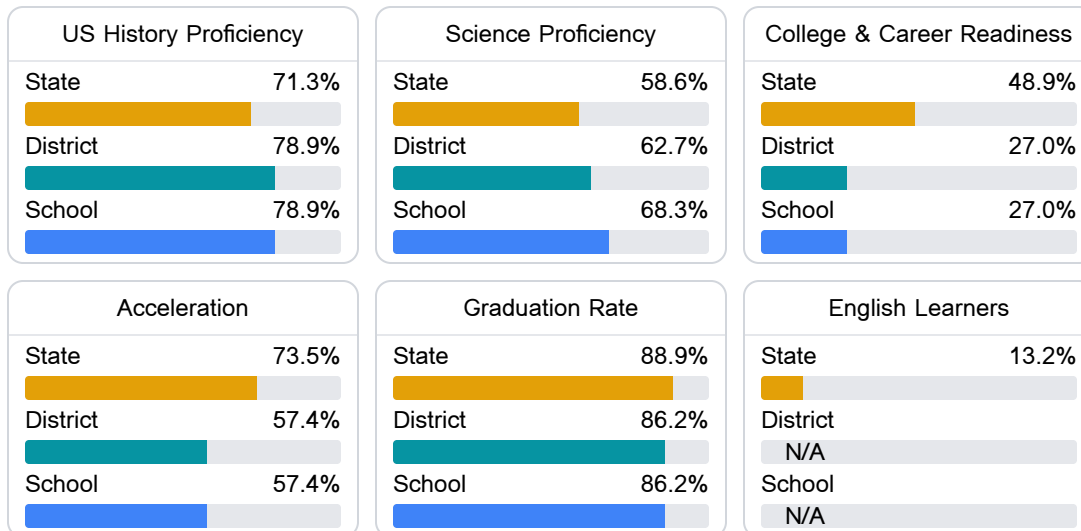
#### English

Measurements of student performance on the statewide English language arts (ELA) assessment.



#### Other Measures

Other measurements of student performance that factor into the accountability grade.



### Teacher Data

24.9

Teachers



74.9%

Experienced Teachers

8.0%

Provisional Teachers

80.7%

In-Field Teachers

## Detailed Assessment and Other Data

## Student Performance

The following information shows each level of student performance on statewide assessments.

## Math

Level 1		Level 2		Level 3		Level 4		Level 5	
State	0-10%	State	11-20%	State	21-30%	State	31-40%	State	11-20%
District	0-10%	District	11-20%	District	31-40%	District	31-40%	District	11-20%
School	N/A	School	0-10%	School	11-20%	School	51-60%	School	21-30%
Minimal		Basic		Passing		Proficient		Advanced	

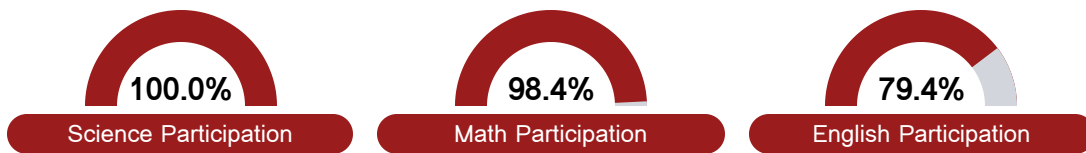
## English

Level 1		Level 2		Level 3		Level 4		Level 5	
State	8.3%	State	17.0%	State	29.7%	State	29.3%	State	15.7%
District	8.5%	District	20.4%	District	37.7%	District	21.4%	District	12.1%
School	6.9%	School	17.8%	School	32.9%	School	24.7%	School	17.8%
Minimal		Basic		Passing		Proficient		Advanced	

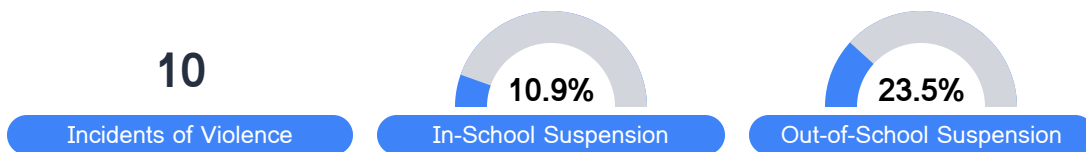
## Science

Level 1		Level 2		Level 3		Level 4		Level 5	
State	11.4%	State	11.9%	State	20.8%	State	33.6%	State	22.3%
District	9.1%	District	9.6%	District	26.7%	District	39.6%	District	15.0%
School	10.0%	School	10.0%	School	25.7%	School	35.7%	School	18.6%
Minimal		Basic		Passing		Proficient		Advanced	

## Student Assessment Participation



## Discipline



## Other Data



16.7 %

Chronic Absenteeism



\$17,585.54

Per-Pupil Expenditure



62.0 %

Post-Secondary Enrollment



&gt;95%

Advanced Course Participation