


## B Singing River Academy

Pascagoula Gautier School District

 4601 Vancleave Road  
Gautier, MS 39553

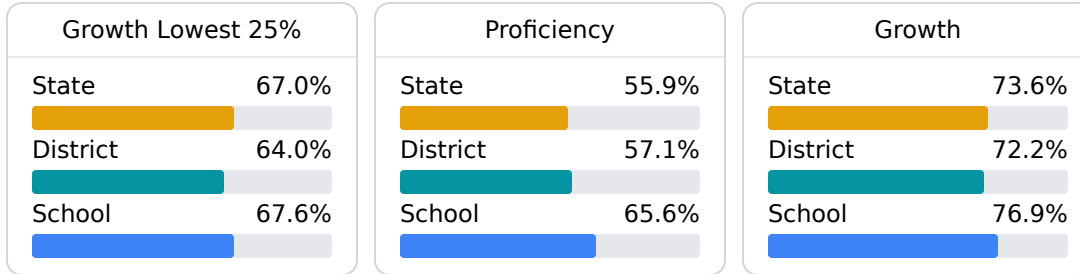
 Pamela Rone  
prone@pgsd.ms

### School Accountability Grade Components

Mississippi's accountability system assigns "A" through "F" letter grades for schools and districts. Grades are based on student achievement, student growth, student participation in testing, and other academic measures.

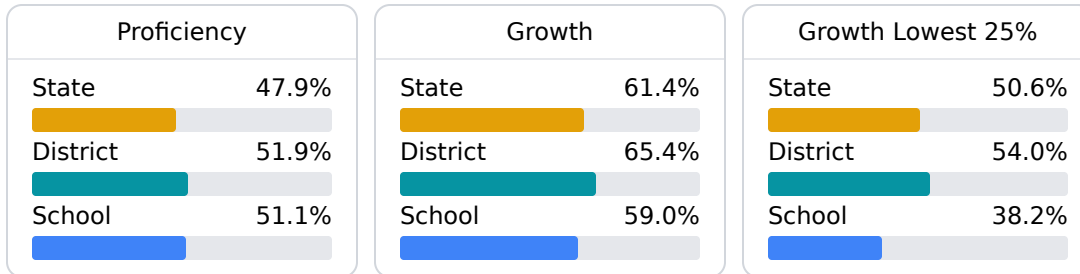
#### Math

Measurements of student performance on the statewide math assessment.



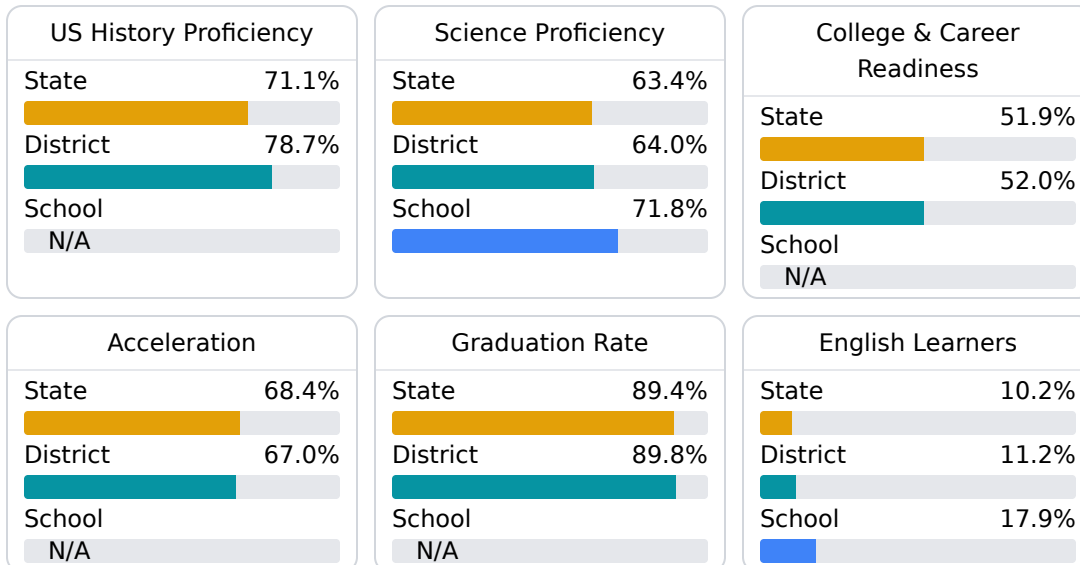
#### English

Measurements of student performance on the statewide English language arts (ELA) assessment.



#### Other Measures

Other measurements of student performance that factor into the accountability grade.



### Teacher Data

**35.1**

Teachers



**81.3%**

Experienced Teachers

**0.0%**

Provisional Teachers

**99.3%**

In-Field Teachers

## Detailed Assessment and Other Data

### Student Performance

The following information shows each level of student performance on statewide assessments.

#### Math

| Level 1        | Level 2         | Level 3         | Level 4         | Level 5         |
|----------------|-----------------|-----------------|-----------------|-----------------|
| State 0-10%    | State 11-20%    | State 21-30%    | State 31-40%    | State 11-20%    |
| District 0-10% | District 11-20% | District 21-30% | District 31-40% | District 11-20% |
| School 0-10%   | School 0-10%    | School 21-30%   | School 31-40%   | School 21-30%   |
| Minimal        | Basic           | Passing         | Proficient      | Advanced        |

#### English

| Level 1       | Level 2        | Level 3        | Level 4        | Level 5        |
|---------------|----------------|----------------|----------------|----------------|
| State 9.1%    | State 17.9%    | State 27.3%    | State 28.8%    | State 16.9%    |
| District 7.6% | District 17.2% | District 25.9% | District 30.7% | District 18.5% |
| School 0-10%  | School 11-20%  | School 21-30%  | School 31-40%  | School 11-20%  |
| Minimal       | Basic          | Passing        | Proficient     | Advanced       |

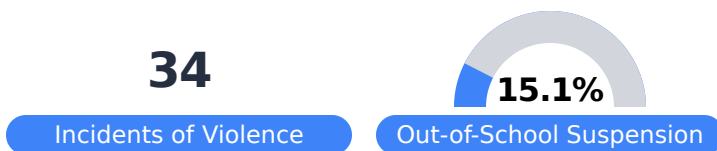
#### Science

| Level 1       | Level 2        | Level 3        | Level 4        | Level 5        |
|---------------|----------------|----------------|----------------|----------------|
| State 11.2%   | State 11.0%    | State 19.5%    | State 34.8%    | State 23.5%    |
| District 9.1% | District 11.0% | District 21.6% | District 35.0% | District 23.4% |
| School 0-10%  | School 0-10%   | School 11-20%  | School 31-40%  | School 31-40%  |
| Minimal       | Basic          | Passing        | Proficient     | Advanced       |

## Student Assessment Participation



## Discipline



## Other Data



**20.9%**

Chronic Absenteeism