



## Trent Lott Academy

Pascagoula Gautier School District



2234 Pascagoula  
Pascagoula, MS 39567



MELISSA PARDUE  
mpardue@pgsd.ms

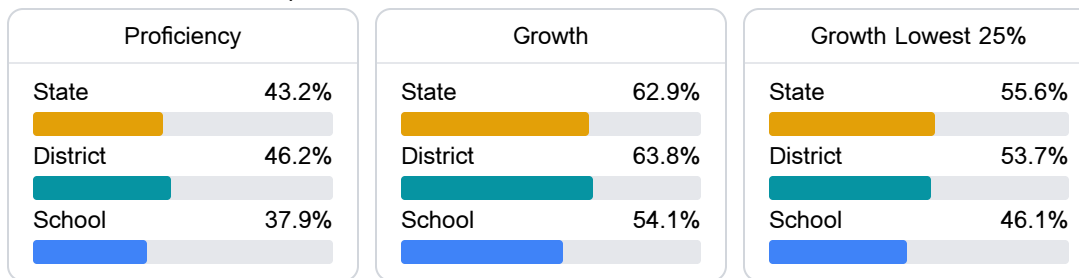
Identified for **Additional Targeted Support and Improvement**

### School Accountability Grade Components

Mississippi's accountability system assigns "A" through "F" letter grades for schools and districts. Grades are based on student achievement, student growth, student participation in testing, and other academic measures.

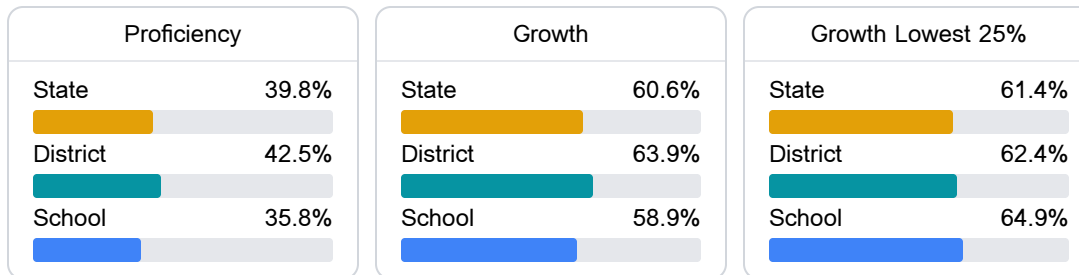
#### Math

Measurements of student performance on the statewide math assessment.



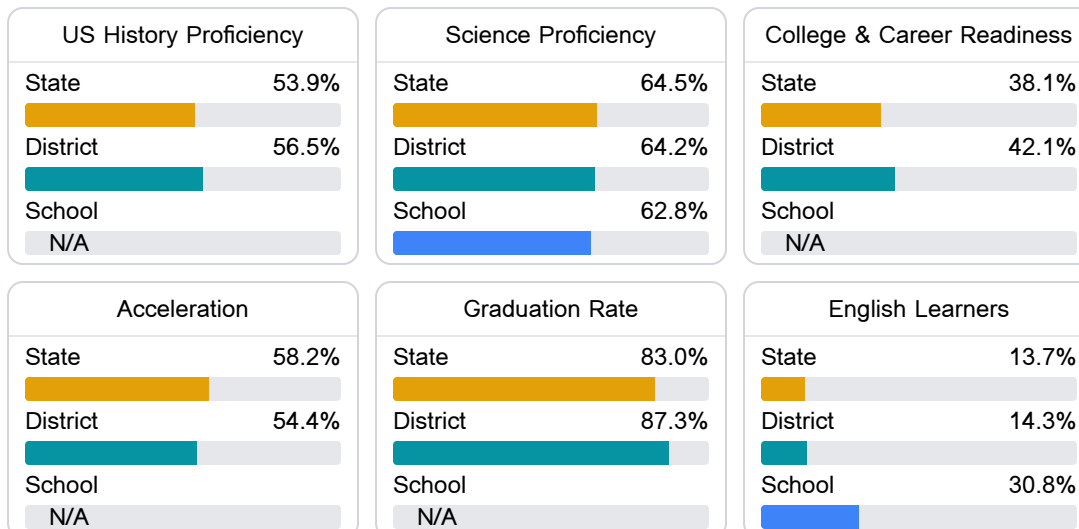
#### English

Measurements of student performance on the statewide English language arts (ELA) assessment.



#### Other Measures

Other measurements of student performance that factor into the accountability grade.



### Teacher Data

43.0

Teachers



87.6%

Experienced Teachers

0.0%

Provisional Teachers

100.0%

In-Field Teachers

## Detailed Assessment and Other Data

## Student Performance

The following information shows each level of student performance on statewide assessments.

## Math

Level 1		Level 2		Level 3		Level 4		Level 5	
State	6.8%	State	20.9%	State	30.5%	State	29.9%	State	11.9%
District	7.0%	District	19.8%	District	29.7%	District	31.7%	District	11.9%
School	10.3%	School	23.1%	School	31.9%	School	23.4%	School	11.4%
Minimal		Basic		Passing		Proficient		Advanced	

## English

Level 1		Level 2		Level 3		Level 4		Level 5	
State	7.4%	State	20.4%	State	33.7%	State	29.0%	State	9.4%
District	7.8%	District	19.4%	District	32.1%	District	30.8%	District	9.9%
School	6.7%	School	20.1%	School	38.8%	School	26.4%	School	8.1%
Minimal		Basic		Passing		Proficient		Advanced	

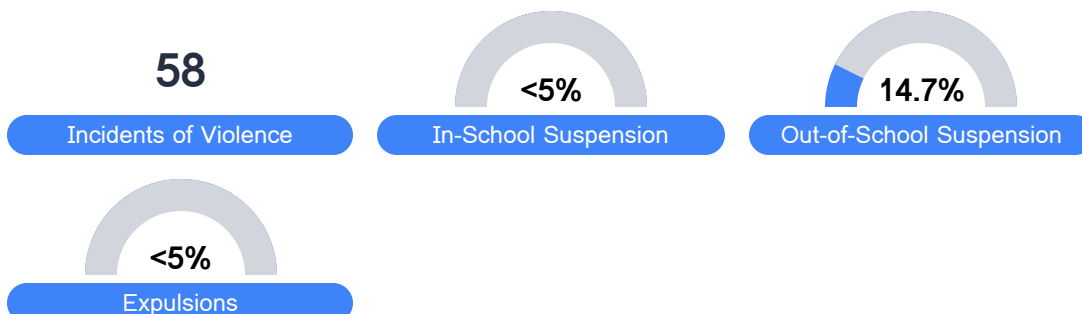
## Science

Level 1		Level 2		Level 3		Level 4	
State	13.6%	State	24.0%	State	20.7%	State	20.7%
District	14.7%	District	23.3%	District	21.5%	District	21.5%
School	13.1%	School	24.6%	School	26.9%	School	26.9%
Minimal		Basic		Proficient		Advanced	

## Student Assessment Participation



## Discipline



\* Source: 2017-2018 Civil Rights Data Collection

## Other Data



7.1 %

Chronic Absenteeism



\$9,684.36

Per-Pupil Expenditure