

## **B** Gautier Middle School Pascagoula Gautier School District



1920 Graveline Road  
Gautier, MS 39553



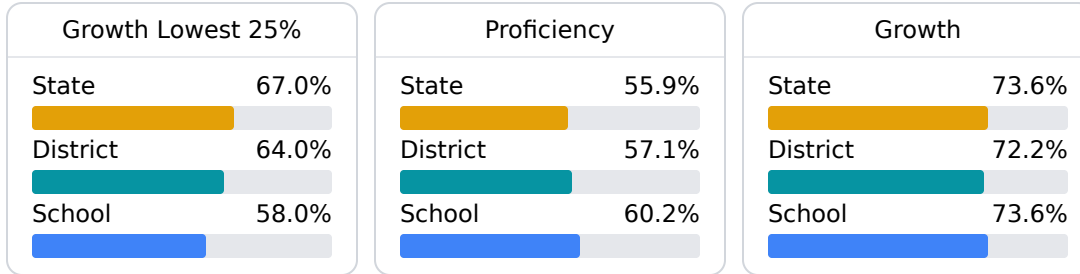
Otis Gaines  
ogaines@pgsd.ms

### School Accountability Grade Components

Mississippi's accountability system assigns "A" through "F" letter grades for schools and districts. Grades are based on student achievement, student growth, student participation in testing, and other academic measures.

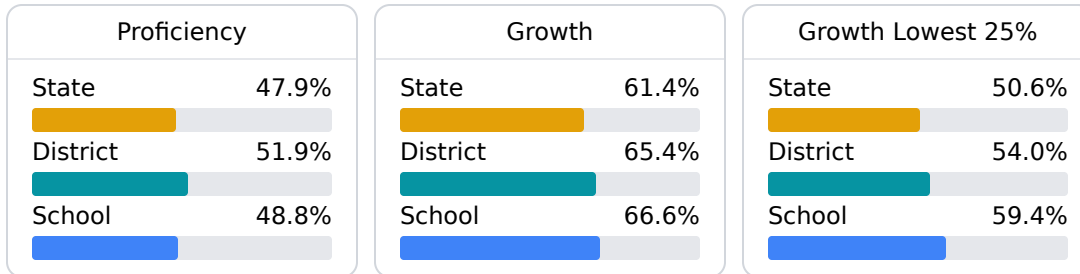
#### Math

Measurements of student performance on the statewide math assessment.



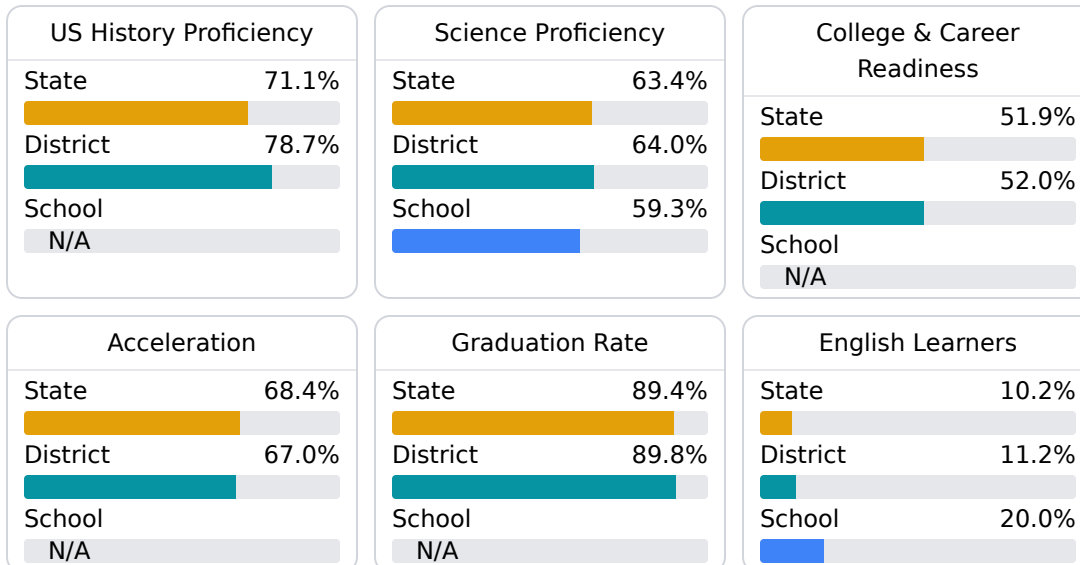
#### English

Measurements of student performance on the statewide English language arts (ELA) assessment.



#### Other Measures

Other measurements of student performance that factor into the accountability grade.



### Teacher Data

**38.6**

Teachers



**78.4%**

Experienced Teachers

**0.0%**

Provisional Teachers

**98.4%**

In-Field Teachers

## Detailed Assessment and Other Data

### Student Performance

The following information shows each level of student performance on statewide assessments.

#### Math

Level 1		Level 2		Level 3		Level 4		Level 5	
State	0-10%	State	11-20%	State	21-30%	State	31-40%	State	11-20%
District	0-10%	District	11-20%	District	21-30%	District	31-40%	District	11-20%
School	0-10%	School	11-20%	School	21-30%	School	41-50%	School	11-20%
Minimal		Basic		Passing		Proficient		Advanced	

#### English

Level 1		Level 2		Level 3		Level 4		Level 5	
State	9.1%	State	17.9%	State	27.3%	State	28.8%	State	16.9%
District	7.6%	District	17.2%	District	25.9%	District	30.7%	District	18.5%
School	5.8%	School	17.9%	School	28.6%	School	25.6%	School	22.1%
Minimal		Basic		Passing		Proficient		Advanced	

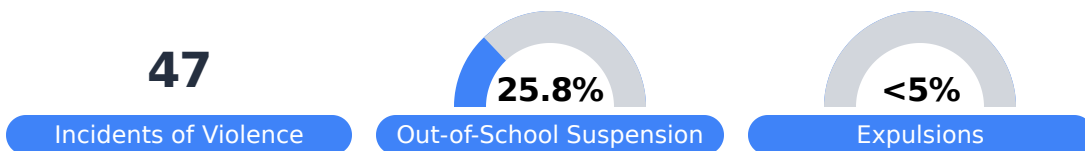
#### Science

Level 1		Level 2		Level 3		Level 4		Level 5	
State	11.2%	State	11.0%	State	19.5%	State	34.8%	State	23.5%
District	9.1%	District	11.0%	District	21.6%	District	35.0%	District	23.4%
School	10.7%	School	9.3%	School	21.8%	School	31.1%	School	27.1%
Minimal		Basic		Passing		Proficient		Advanced	

## Student Assessment Participation



## Discipline



## Other Data



**28.3%**

Chronic Absenteeism