

## **B** Gautier Middle School Pascagoula Gautier School District



1920 Graveline Road  
Gautier, MS 39553



Otis Gaines  
ogaines@pgsd.ms

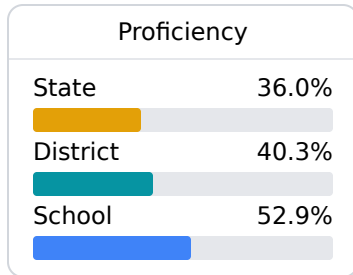
Identified for **Additional Targeted Support and Improvement**

### School Accountability Grade Components

Mississippi's accountability system assigns "A" through "F" letter grades for schools and districts. Grades are based on student achievement, student growth, student participation in testing, and other academic measures. COVID - 19 pandemic disruptions continue to be reflected in 2021 - 2022 accountability data, particularly growth data.

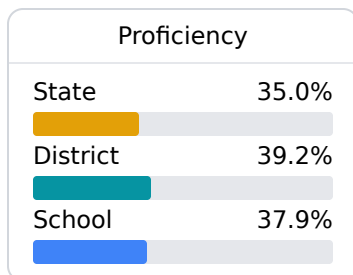
#### Math

Measurements of student performance on the statewide math assessment.



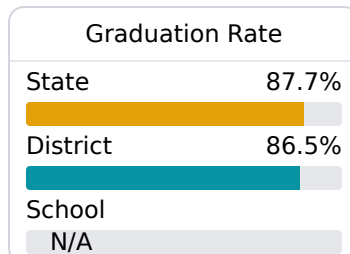
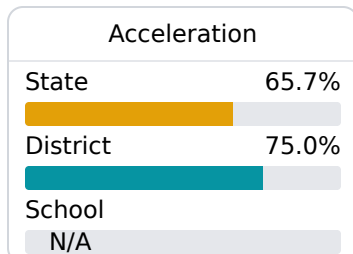
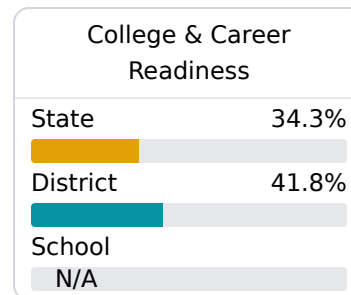
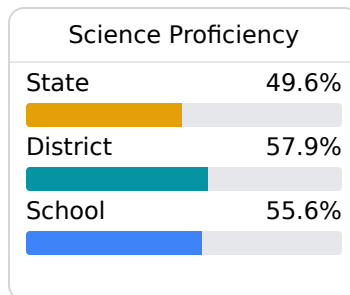
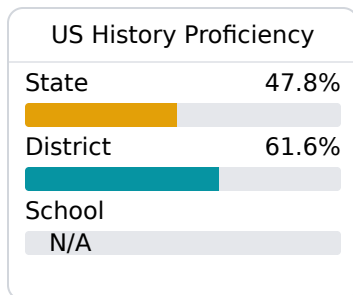
#### English

Measurements of student performance on the statewide English language arts (ELA) assessment.



#### Other Measures

Other measurements of student performance that factor into the accountability grade.



### Teacher Data

**38.7**

Teachers



**87.8%**

Experienced Teachers

**0.0%**

Provisional Teachers

**98.5%**

In-Field Teachers

## Detailed Assessment and Other Data

### Student Performance

The following information shows each level of student performance on statewide assessments.

#### Math

Level 1		Level 2		Level 3		Level 4		Level 5	
State	11.6%	State	24.2%	State	29.5%	State	24.8%	State	9.9%
District	8.5%	District	21.3%	District	30.8%	District	28.0%	District	11.4%
School	6.9%	School	14.3%	School	26.2%	School	33.8%	School	18.8%
Minimal		Basic		Passing		Proficient		Advanced	

#### English

Level 1		Level 2		Level 3		Level 4		Level 5	
State	10.8%	State	23.1%	State	31.8%	State	24.6%	State	9.7%
District	8.4%	District	22.1%	District	31.9%	District	26.0%	District	11.7%
School	9.0%	School	16.7%	School	37.3%	School	25.7%	School	11.4%
Minimal		Basic		Passing		Proficient		Advanced	

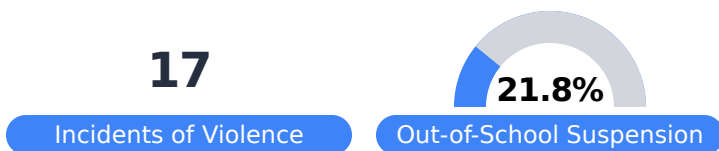
#### Science

Level 1		Level 2		Level 3		Level 4		Level 5	
State	13.8%	State	14.5%	State	23.4%	State	32.7%	State	15.7%
District	8.3%	District	9.4%	District	23.5%	District	35.5%	District	23.3%
School	10.2%	School	9.7%	School	26.1%	School	29.7%	School	24.3%
Minimal		Basic		Passing		Proficient		Advanced	

## Student Assessment Participation



## Discipline



\* Source: 2017-2018 Civil Rights Data Collection

## Other Data



**18.8%**

Chronic Absenteeism



**\$13,034.57**

Per-Pupil Expenditure