



William M Colmer Middle School

Pascagoula Gautier School District



3112 EDEN STREET
Pascagoula, MS 39581



Emile J Dennis
jdavis@pgsd.ms

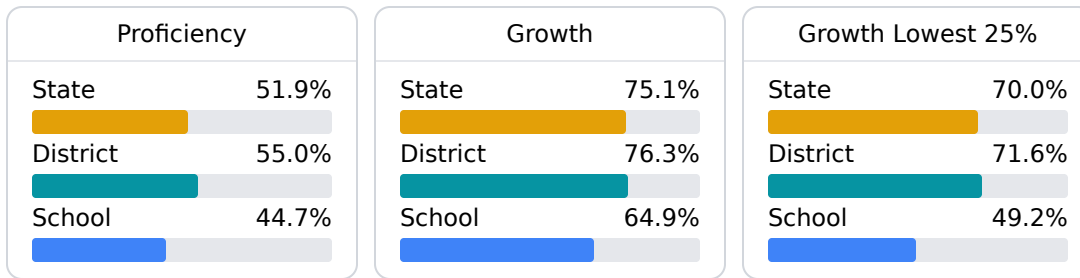
Identified for **Targeted Support and Improvement**

School Accountability Grade Components

Mississippi's accountability system assigns "A" through "F" letter grades for schools and districts. Grades are based on student achievement, student growth, student participation in testing, and other academic measures.

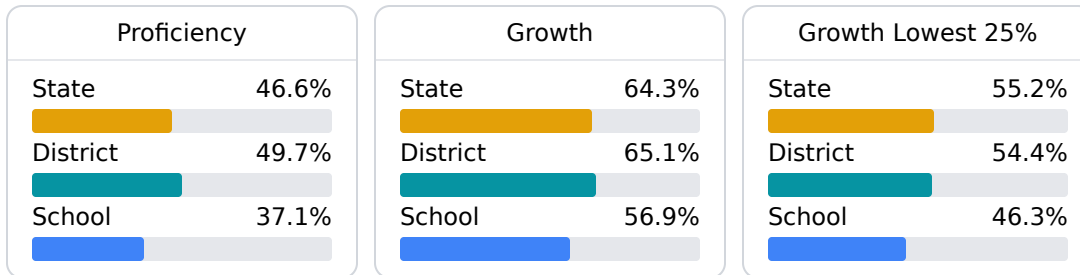
Math

Measurements of student performance on the statewide math assessment.



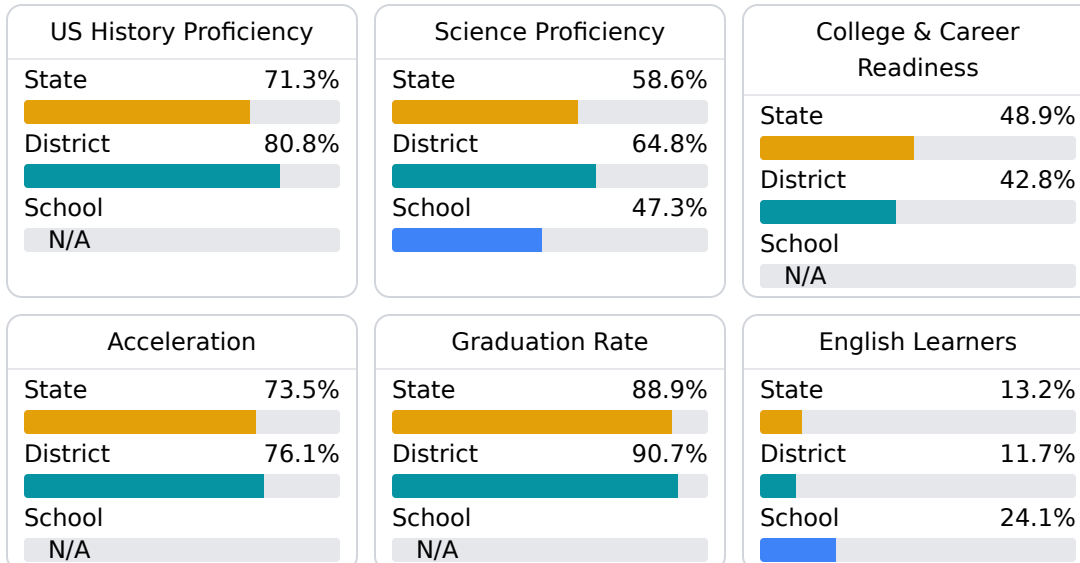
English

Measurements of student performance on the statewide English language arts (ELA) assessment.



Other Measures

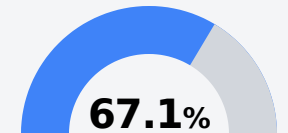
Other measurements of student performance that factor into the accountability grade.



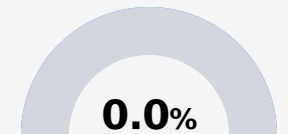
Teacher Data

43.9

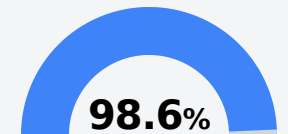
Teachers



Experienced Teachers



Provisional Teachers



In-Field Teachers

Detailed Assessment and Other Data

Student Performance

The following information shows each level of student performance on statewide assessments.

Math

Level 1		Level 2		Level 3		Level 4		Level 5	
State	0-10%	State	11-20%	State	21-30%	State	31-40%	State	11-20%
District	0-10%	District	11-20%	District	21-30%	District	31-40%	District	11-20%
School	7.2%	School	20.7%	School	28.4%	School	31.9%	School	11.8%
Minimal		Basic		Passing		Proficient		Advanced	

English

Level 1		Level 2		Level 3		Level 4		Level 5	
State	8.3%	State	17.0%	State	29.7%	State	29.3%	State	15.7%
District	7.7%	District	15.9%	District	28.9%	District	30.7%	District	16.8%
School	13.7%	School	17.4%	School	33.1%	School	21.6%	School	14.2%
Minimal		Basic		Passing		Proficient		Advanced	

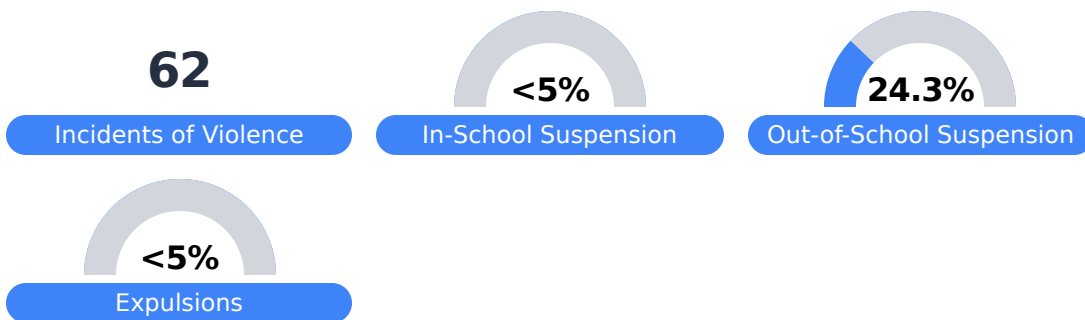
Science

Level 1		Level 2		Level 3		Level 4		Level 5	
State	11.4%	State	11.9%	State	20.8%	State	33.6%	State	22.3%
District	8.0%	District	9.4%	District	21.4%	District	37.5%	District	23.7%
School	16.8%	School	12.9%	School	23.8%	School	29.7%	School	16.8%
Minimal		Basic		Passing		Proficient		Advanced	

Student Assessment Participation



Discipline



Other Data



26.4%

Chronic Absenteeism



\$14,482.15

Per-Pupil Expenditure