



William M Colmer Middle School

Pascagoula Gautier School District



3112 EDEN STREET
Pascagoula, MS 39581



Emile J Dennis
jdavis@pgsd.ms

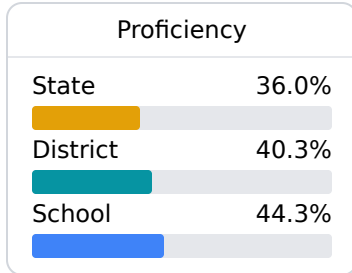
Identified for **Targeted Support and Improvement**

School Accountability Grade Components

Mississippi's accountability system assigns "A" through "F" letter grades for schools and districts. Grades are based on student achievement, student growth, student participation in testing, and other academic measures. COVID - 19 pandemic disruptions continue to be reflected in 2021 - 2022 accountability data, particularly growth data.

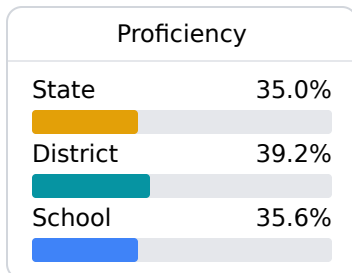
Math

Measurements of student performance on the statewide math assessment.



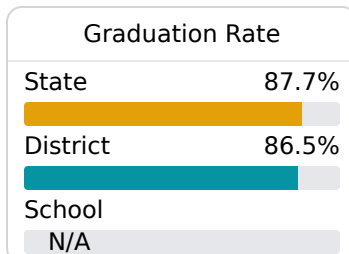
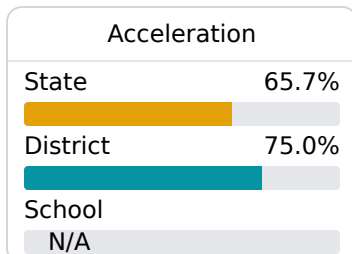
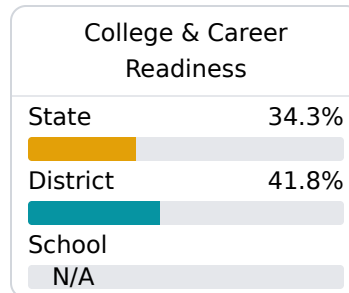
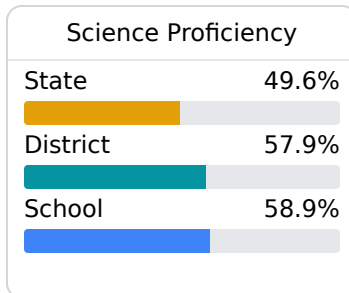
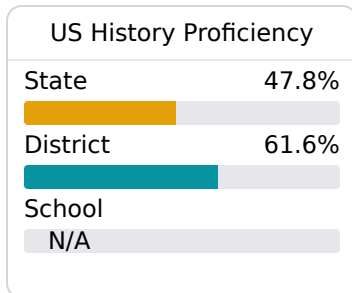
English

Measurements of student performance on the statewide English language arts (ELA) assessment.



Other Measures

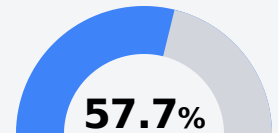
Other measurements of student performance that factor into the accountability grade.



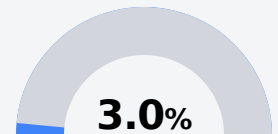
Teacher Data

47.6

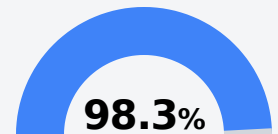
Teachers



Experienced Teachers



Provisional Teachers



In-Field Teachers

Detailed Assessment and Other Data

Student Performance

The following information shows each level of student performance on statewide assessments.

Math

Level 1		Level 2		Level 3		Level 4		Level 5	
State	11.6%	State	24.2%	State	29.5%	State	24.8%	State	9.9%
District	8.5%	District	21.3%	District	30.8%	District	28.0%	District	11.4%
School	9.1%	School	18.5%	School	30.3%	School	30.4%	School	11.8%
Minimal		Basic		Passing		Proficient		Advanced	

English

Level 1		Level 2		Level 3		Level 4		Level 5	
State	10.8%	State	23.1%	State	31.8%	State	24.6%	State	9.7%
District	8.4%	District	22.1%	District	31.9%	District	26.0%	District	11.7%
School	8.3%	School	21.2%	School	36.8%	School	23.3%	School	10.5%
Minimal		Basic		Passing		Proficient		Advanced	

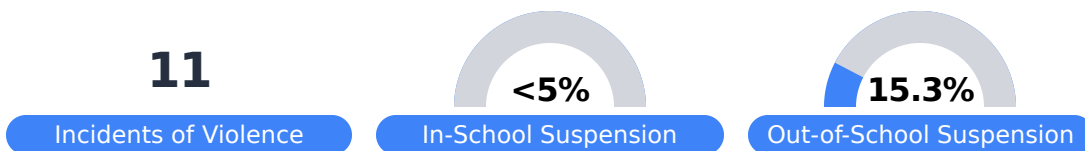
Science

Level 1		Level 2		Level 3		Level 4		Level 5	
State	13.8%	State	14.5%	State	23.4%	State	32.7%	State	15.7%
District	8.3%	District	9.4%	District	23.5%	District	35.5%	District	23.3%
School	9.0%	School	10.5%	School	24.1%	School	34.0%	School	22.5%
Minimal		Basic		Passing		Proficient		Advanced	

Student Assessment Participation



Discipline



* Source: 2017-2018 Civil Rights Data Collection

Other Data



20.3%

Chronic Absenteeism



\$12,060.28

Per-Pupil Expenditure