

## B College Park Elementary

Pascagoula Gautier School District

2617 Ladnier Rd  
Gautier, MS 39553

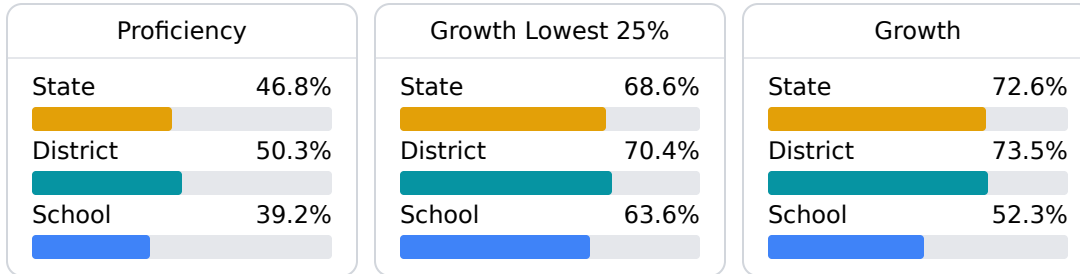
Suzanne Ros  
sros@pgsd.ms

### School Accountability Grade Components

Mississippi's accountability system assigns "A" through "F" letter grades for schools and districts. Grades are based on student achievement, student growth, student participation in testing, and other academic measures. COVID - 19 pandemic disruptions continue to be reflected in 2021 - 2022 accountability data, particularly growth data.

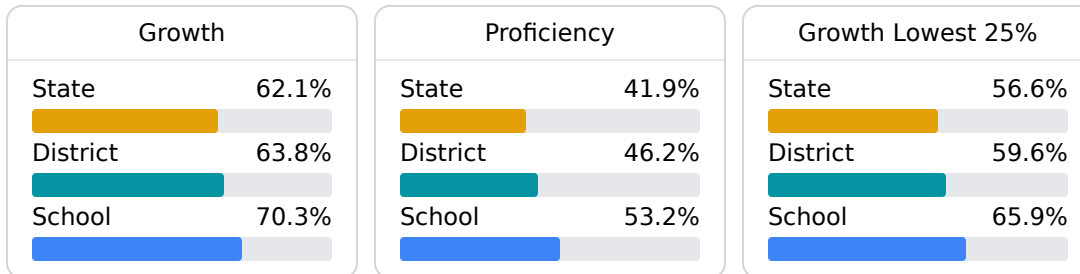
#### Math

Measurements of student performance on the statewide math assessment.



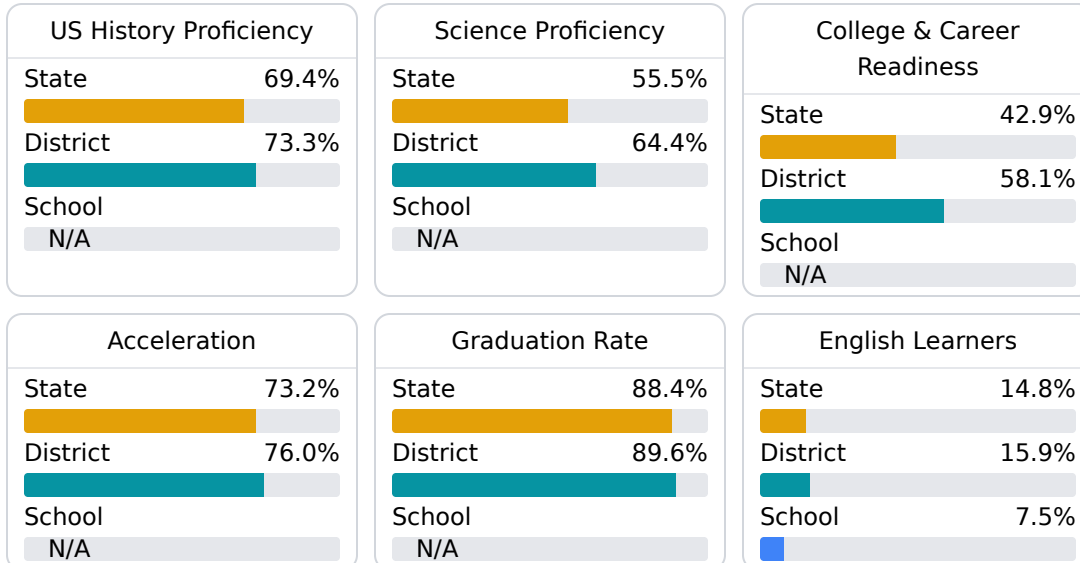
#### English

Measurements of student performance on the statewide English language arts (ELA) assessment.



#### Other Measures

Other measurements of student performance that factor into the accountability grade.



### Teacher Data

22.7

Teachers



78.0%

Experienced Teachers

4.4%

Provisional Teachers

94.5%

In-Field Teachers

## Detailed Assessment and Other Data

### Student Performance

The following information shows each level of student performance on statewide assessments.

#### Math

Level 1		Level 2		Level 3		Level 4		Level 5	
State	7.0%	State	19.3%	State	27.3%	State	31.5%	State	15.0%
District	5.1%	District	17.2%	District	29.3%	District	34.3%	District	14.1%
School	6.7%	School	21.4%	School	36.0%	School	27.0%	School	9.0%
Minimal		Basic		Passing		Proficient		Advanced	

#### English

Level 1		Level 2		Level 3		Level 4		Level 5	
State	8.6%	State	18.9%	State	31.3%	State	29.1%	State	12.1%
District	6.8%	District	17.6%	District	31.1%	District	31.5%	District	13.1%
School	9.0%	School	12.4%	School	29.2%	School	38.2%	School	11.2%
Minimal		Basic		Passing		Proficient		Advanced	

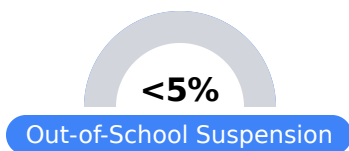
#### Science

Level 1		Level 2		Level 3		Level 4		Level 5	
State	11.0%	State	12.4%	State	22.5%	State	34.7%	State	19.4%
District	7.4%	District	9.3%	District	21.0%	District	37.0%	District	25.3%
School	N/A	School	N/A	School	N/A	School	N/A	School	N/A
Minimal		Basic		Passing		Proficient		Advanced	

### Student Assessment Participation



### Discipline



### Other Data



**18.5%**

Chronic Absenteeism



**\$14,472.21**

Per-Pupil Expenditure