

B Cherokee Elementary School

Pascagoula Gautier School District

4102 Scovel Rd
Pascagoula, MS 39581

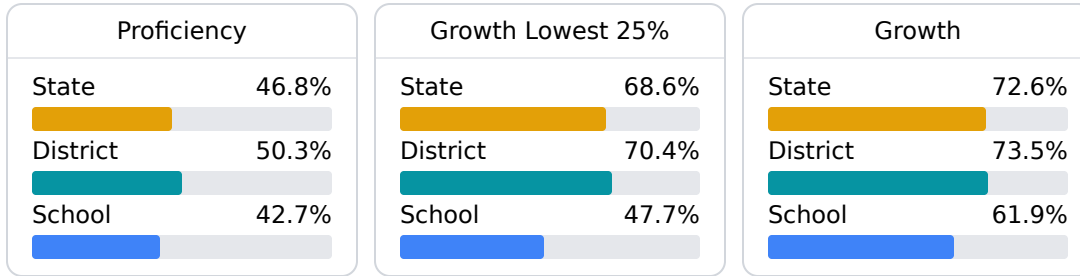
Greta Adams
gadams@pgsd.ms

School Accountability Grade Components

Mississippi's accountability system assigns "A" through "F" letter grades for schools and districts. Grades are based on student achievement, student growth, student participation in testing, and other academic measures. COVID - 19 pandemic disruptions continue to be reflected in 2021 - 2022 accountability data, particularly growth data.

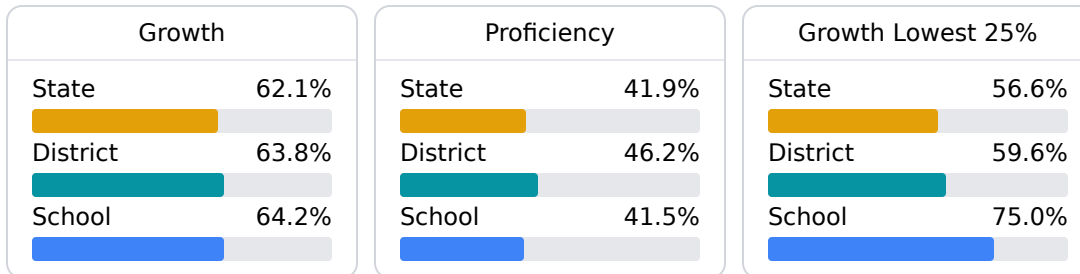
Math

Measurements of student performance on the statewide math assessment.



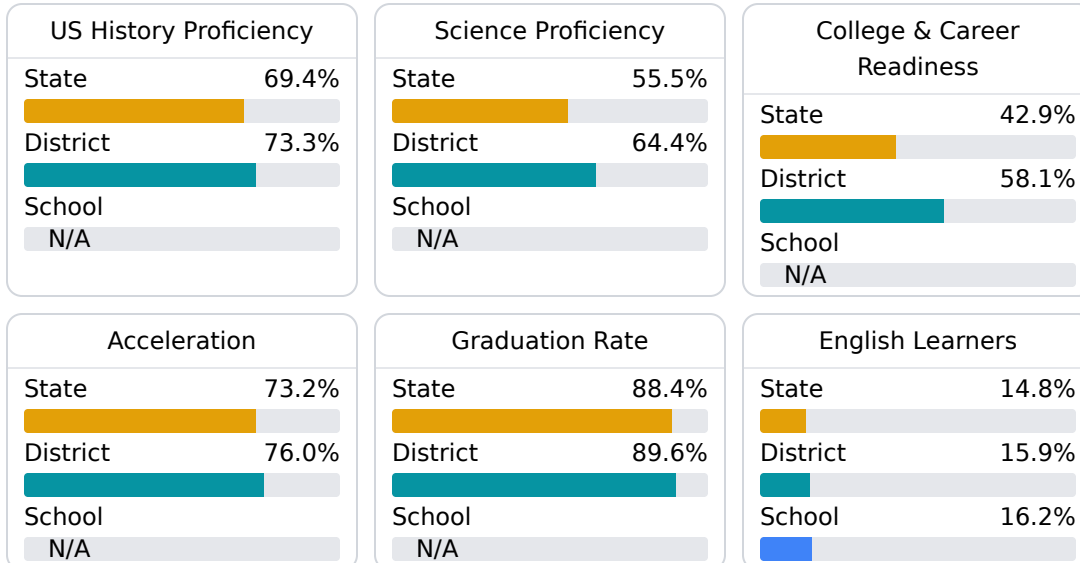
English

Measurements of student performance on the statewide English language arts (ELA) assessment.



Other Measures

Other measurements of student performance that factor into the accountability grade.



Teacher Data

14.8

Teachers



71.9%

Experienced Teachers

0.0%

Provisional Teachers

100.0%

In-Field Teachers

Detailed Assessment and Other Data

Student Performance

The following information shows each level of student performance on statewide assessments.

Math

Level 1		Level 2		Level 3		Level 4		Level 5	
State	7.0%	State	19.3%	State	27.3%	State	31.5%	State	15.0%
District	5.1%	District	17.2%	District	29.3%	District	34.3%	District	14.1%
School	6.6%	School	15.8%	School	31.6%	School	31.6%	School	14.5%
Minimal		Basic		Passing		Proficient		Advanced	

English

Level 1		Level 2		Level 3		Level 4		Level 5	
State	8.6%	State	18.9%	State	31.3%	State	29.1%	State	12.1%
District	6.8%	District	17.6%	District	31.1%	District	31.5%	District	13.1%
School	0-10%	School	11-20%	School	31-40%	School	31-40%	School	11-20%
Minimal		Basic		Passing		Proficient		Advanced	

Science

Level 1		Level 2		Level 3		Level 4		Level 5	
State	11.0%	State	12.4%	State	22.5%	State	34.7%	State	19.4%
District	7.4%	District	9.3%	District	21.0%	District	37.0%	District	25.3%
School	N/A	School	N/A	School	N/A	School	N/A	School	N/A
Minimal		Basic		Passing		Proficient		Advanced	

Student Assessment Participation



Discipline



Other Data



22.7%

Chronic Absenteeism



\$16,160.83

Per-Pupil Expenditure