



Arlington Heights Elementary School

Pascagoula Gautier School District



3511 Arlington Street
Pascagoula, MS 39581



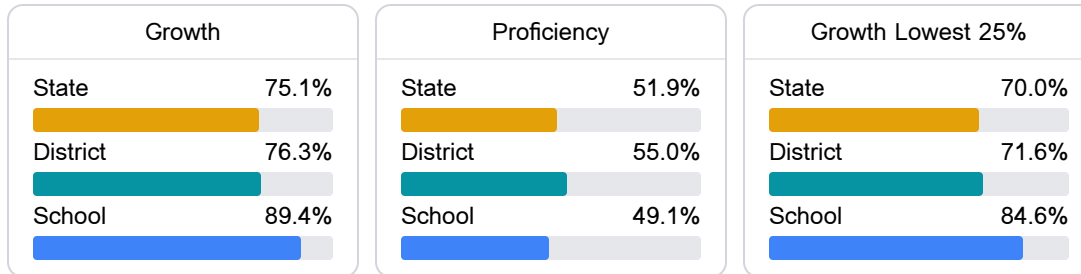
Latoya Worthen
lworthen@pgsd.ms

School Accountability Grade Components

Mississippi's accountability system assigns "A" through "F" letter grades for schools and districts. Grades are based on student achievement, student growth, student participation in testing, and other academic measures.

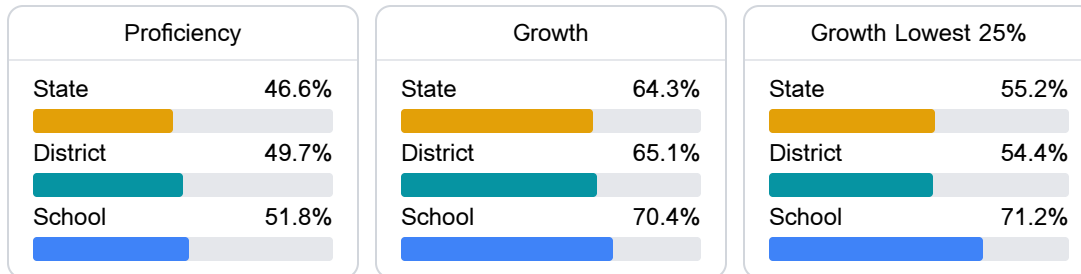
Math

Measurements of student performance on the statewide math assessment.



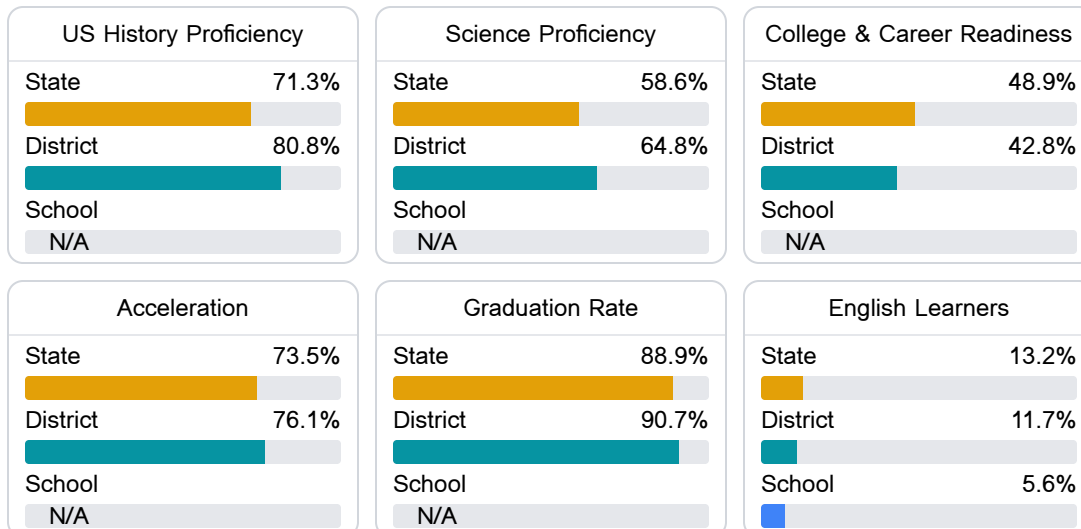
English

Measurements of student performance on the statewide English language arts (ELA) assessment.



Other Measures

Other measurements of student performance that factor into the accountability grade.



Teacher Data

27.1

Teachers



63.1%

Experienced Teachers

0.0%

Provisional Teachers

100.0%

In-Field Teachers

Detailed Assessment and Other Data

Student Performance

The following information shows each level of student performance on statewide assessments.

Math

Level 1		Level 2		Level 3		Level 4		Level 5	
State	0-10%	State	11-20%	State	21-30%	State	31-40%	State	11-20%
District	0-10%	District	11-20%	District	21-30%	District	31-40%	District	11-20%
School	5.3%	School	21.8%	School	30.1%	School	28.6%	School	14.3%
Minimal		Basic		Passing		Proficient		Advanced	

English

Level 1		Level 2		Level 3		Level 4		Level 5	
State	8.3%	State	17.0%	State	29.7%	State	29.3%	State	15.7%
District	7.7%	District	15.9%	District	28.9%	District	30.7%	District	16.8%
School	11.3%	School	18.1%	School	26.3%	School	34.6%	School	9.8%
Minimal		Basic		Passing		Proficient		Advanced	

Science

Level 1		Level 2		Level 3		Level 4		Level 5	
State	11.4%	State	11.9%	State	20.8%	State	33.6%	State	22.3%
District	8.0%	District	9.4%	District	21.4%	District	37.5%	District	23.7%
School	N/A	School	N/A	School	N/A	School	N/A	School	N/A
Minimal		Basic		Passing		Proficient		Advanced	

Student Assessment Participation

99.3%

Math Participation

99.3%

English Participation

Discipline

<5%

Out-of-School Suspension

Other Data



14.6%

Chronic Absenteeism



\$14,678.31

Per-Pupil Expenditure