

## Magnolia Middle School

Moss Point Separate School District

4630 MAGNOLIA ST  
Moss Point, MS 39563

Derrick Caples  
ddcaples@mpsdnow.org

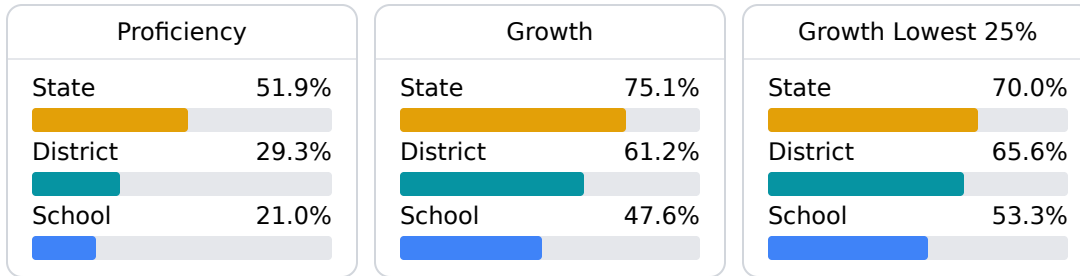
Identified for **Comprehensive Support and Improvement**

### School Accountability Grade Components

Mississippi's accountability system assigns "A" through "F" letter grades for schools and districts. Grades are based on student achievement, student growth, student participation in testing, and other academic measures.

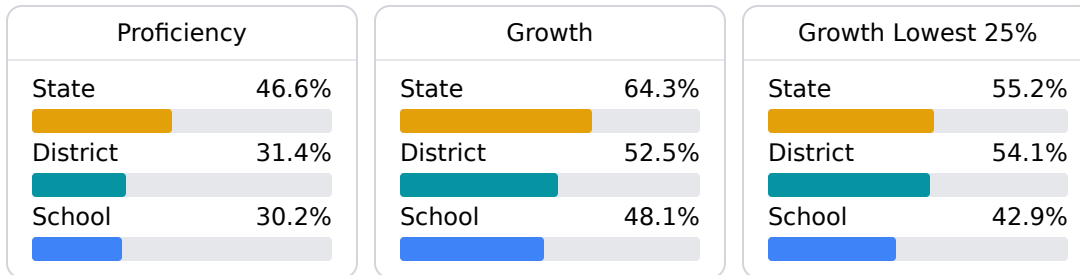
#### Math

Measurements of student performance on the statewide math assessment.



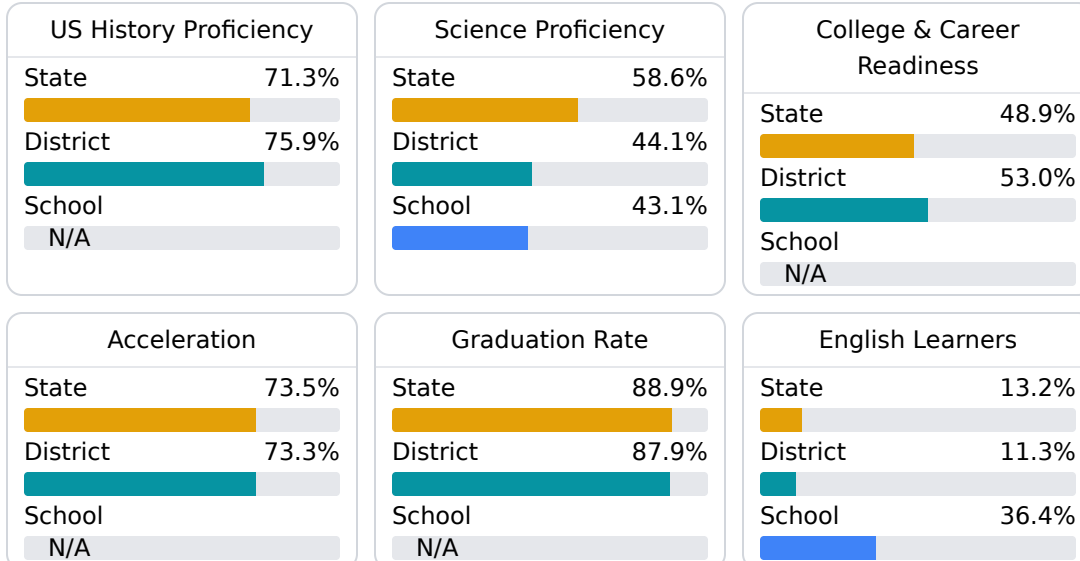
#### English

Measurements of student performance on the statewide English language arts (ELA) assessment.



#### Other Measures

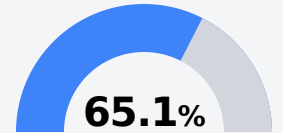
Other measurements of student performance that factor into the accountability grade.



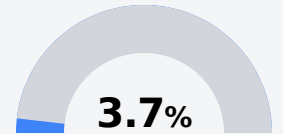
### Teacher Data

31.2

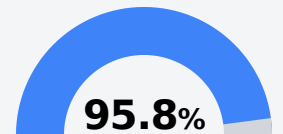
Teachers



Experienced Teachers



Provisional Teachers



In-Field Teachers

## Detailed Assessment and Other Data

### Student Performance

The following information shows each level of student performance on statewide assessments.

#### Math

Level 1	Level 2	Level 3	Level 4	Level 5
State 0-10%	State 11-20%	State 21-30%	State 31-40%	State 11-20%
District 12.5%	District 25.7%	District 34.4%	District 21.4%	District 6.1%
School 13.5%	School 32.4%	School 33.8%	School 14.9%	School 5.4%
Minimal	Basic	Passing	Proficient	Advanced

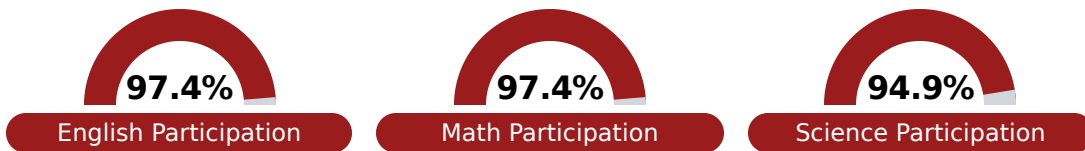
#### English

Level 1	Level 2	Level 3	Level 4	Level 5
State 8.3%	State 17.0%	State 29.7%	State 29.3%	State 15.7%
District 12.5%	District 24.5%	District 32.8%	District 23.2%	District 7.0%
School 14.3%	School 21.6%	School 34.9%	School 20.3%	School 8.9%
Minimal	Basic	Passing	Proficient	Advanced

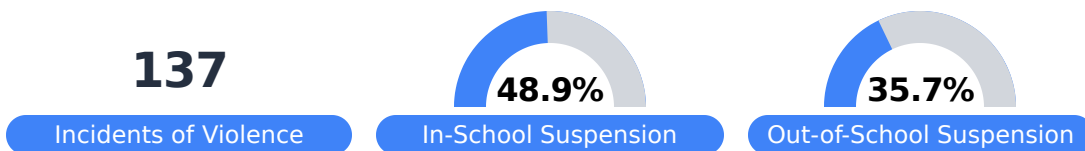
#### Science

Level 1	Level 2	Level 3	Level 4	Level 5
State 11.4%	State 11.9%	State 20.8%	State 33.6%	State 22.3%
District 14.4%	District 16.8%	District 26.3%	District 31.2%	District 11.3%
School 17.7%	School 16.2%	School 23.9%	School 31.5%	School 10.8%
Minimal	Basic	Passing	Proficient	Advanced

## Student Assessment Participation



## Discipline



## Other Data



**35.8%**

Chronic Absenteeism



**\$16,406.54**

Per-Pupil Expenditure