



Moss Point Escatawpa Upper Elementary

Moss Point Separate School District



4208 Jamestown Road
Moss Point, MS 39562



JANICE RICHARDSON
jhrichardson@mpsdsnow.org

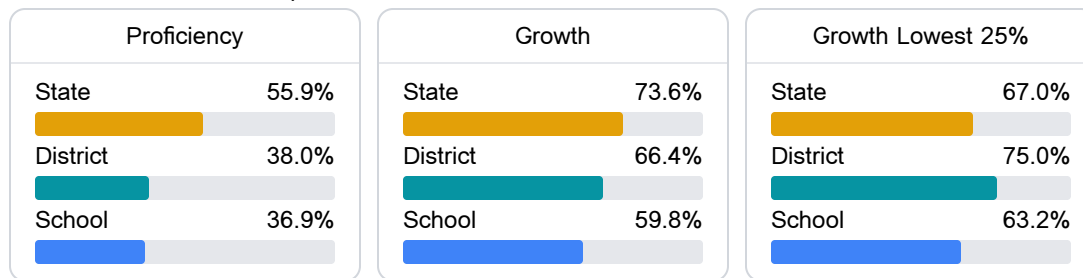
Identified for **Comprehensive Support and Improvement**

School Accountability Grade Components

Mississippi's accountability system assigns "A" through "F" letter grades for schools and districts. Grades are based on student achievement, student growth, student participation in testing, and other academic measures.

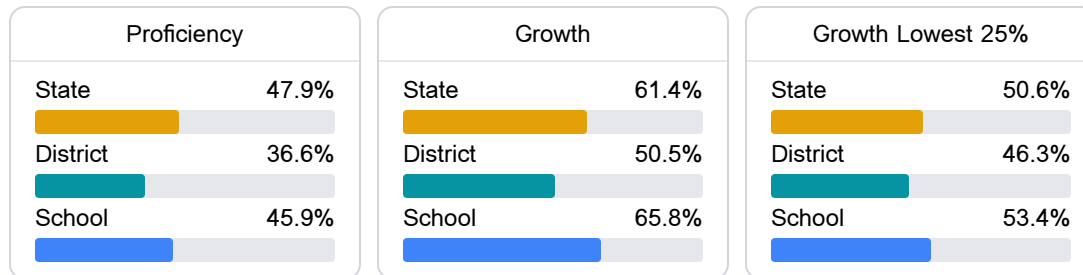
Math

Measurements of student performance on the statewide math assessment.



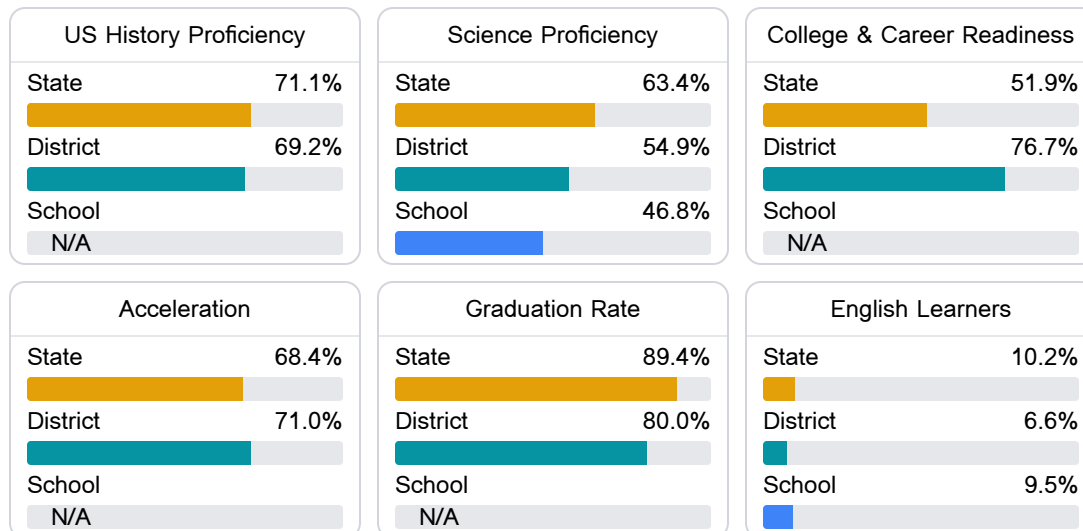
English

Measurements of student performance on the statewide English language arts (ELA) assessment.



Other Measures

Other measurements of student performance that factor into the accountability grade.



Teacher Data

25.8

Teachers



72.9%

Experienced Teachers

1.2%

Provisional Teachers

94.9%

In-Field Teachers

Detailed Assessment and Other Data

Student Performance

The following information shows each level of student performance on statewide assessments.

Math

Level 1		Level 2		Level 3		Level 4		Level 5	
State	0-10%	State	11-20%	State	21-30%	State	31-40%	State	11-20%
District	5.2%	District	22.2%	District	35.0%	District	30.0%	District	7.6%
School	7.2%	School	22.2%	School	37.2%	School	25.0%	School	8.4%
Minimal		Basic		Passing		Proficient		Advanced	

English

Level 1		Level 2		Level 3		Level 4		Level 5	
State	9.1%	State	17.9%	State	27.3%	State	28.8%	State	16.9%
District	13.6%	District	23.7%	District	28.5%	District	25.5%	District	8.6%
School	10.0%	School	22.1%	School	24.3%	School	34.9%	School	8.7%
Minimal		Basic		Passing		Proficient		Advanced	

Science

Level 1		Level 2		Level 3		Level 4		Level 5	
State	11.2%	State	11.0%	State	19.5%	State	34.8%	State	23.5%
District	11.5%	District	15.1%	District	20.0%	District	37.8%	District	15.6%
School	14.3%	School	19.6%	School	21.4%	School	33.9%	School	10.7%
Minimal		Basic		Passing		Proficient		Advanced	

Student Assessment Participation



Discipline



Other Data



39.5 %

Chronic Absenteeism



\$19,389.00

Per-Pupil Expenditure