



## Moss Point Escatawpa Upper Elementary

Moss Point Separate School District



4208 Jamestown Road  
Moss Point, MS 39562



Janice Richardson  
[jhrichardson@mpsdsnow.org](mailto:jhrichardson@mpsdsnow.org)

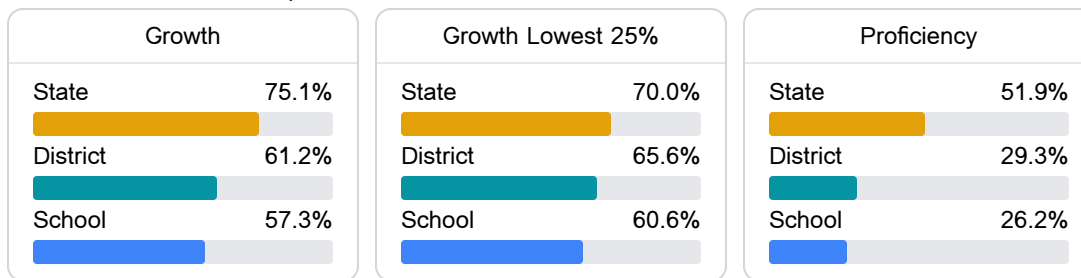
Identified for **Comprehensive Support and Improvement**

### School Accountability Grade Components

Mississippi's accountability system assigns "A" through "F" letter grades for schools and districts. Grades are based on student achievement, student growth, student participation in testing, and other academic measures.

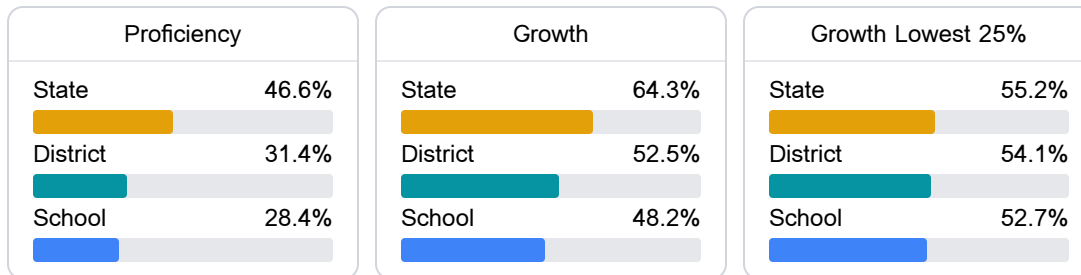
#### Math

Measurements of student performance on the statewide math assessment.



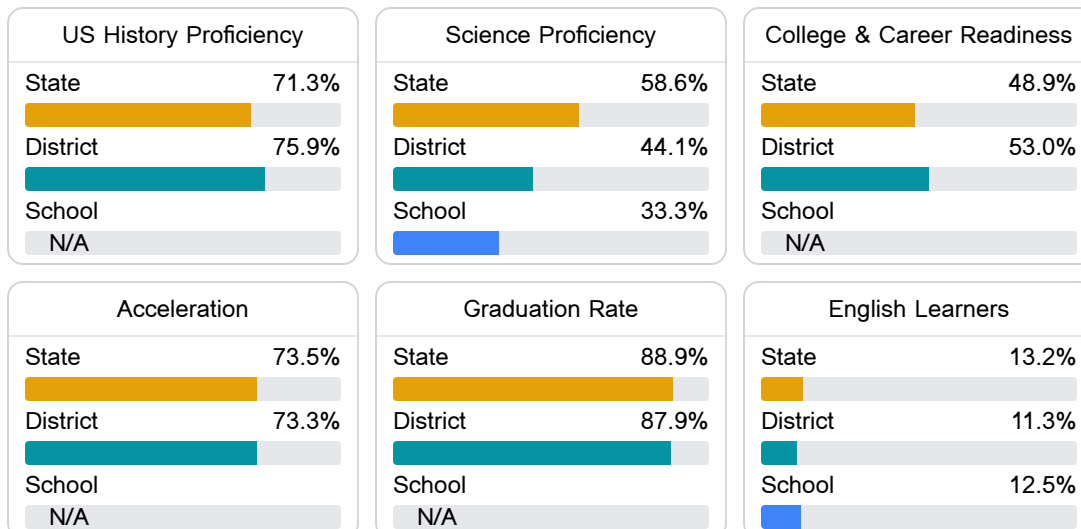
#### English

Measurements of student performance on the statewide English language arts (ELA) assessment.



#### Other Measures

Other measurements of student performance that factor into the accountability grade.



### Teacher Data

24.4

Teachers



76.8%

Experienced Teachers

0.0%

Provisional Teachers

95.9%

In-Field Teachers

## Detailed Assessment and Other Data

## Student Performance

The following information shows each level of student performance on statewide assessments.

## Math

Level 1		Level 2		Level 3		Level 4		Level 5	
State	0-10%	State	11-20%	State	21-30%	State	31-40%	State	11-20%
District	12.5%	District	25.7%	District	34.4%	District	21.4%	District	6.1%
School	15.9%	School	25.7%	School	33.8%	School	17.1%	School	7.5%
Minimal		Basic		Passing		Proficient		Advanced	


## English

Level 1		Level 2		Level 3		Level 4		Level 5	
State	8.3%	State	17.0%	State	29.7%	State	29.3%	State	15.7%
District	12.5%	District	24.5%	District	32.8%	District	23.2%	District	7.0%
School	11-20%	School	21-30%	School	21-30%	School	21-30%	School	0-10%
Minimal		Basic		Passing		Proficient		Advanced	

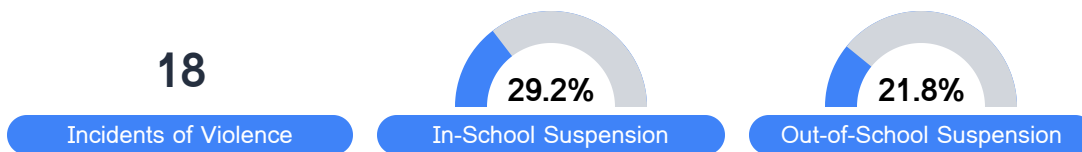
## Science

Level 1		Level 2		Level 3		Level 4		Level 5	
State	11.4%	State	11.9%	State	20.8%	State	33.6%	State	22.3%
District	14.4%	District	16.8%	District	26.3%	District	31.2%	District	11.3%
School	18.4%	School	18.4%	School	29.8%	School	23.7%	School	9.7%
Minimal		Basic		Passing		Proficient		Advanced	

## Student Assessment Participation



## Discipline



## Other Data



35.1 %

Chronic Absenteeism



\$17,059.93

Per-Pupil Expenditure