



Moss Point High School

Moss Point Separate School District



4913 WEEMS STREET
Moss Point, MS 39563



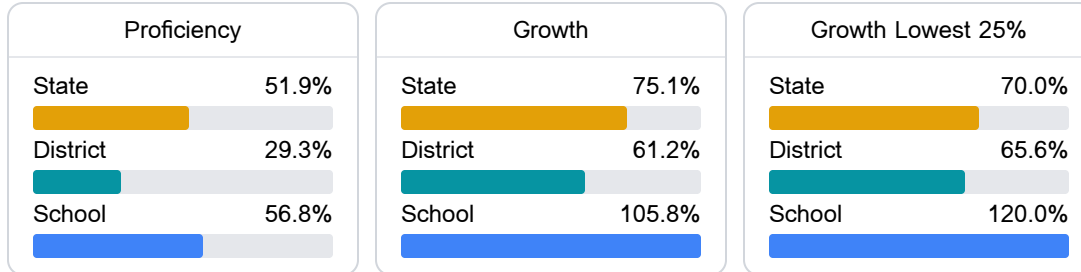
OTIS GAINES, II
ogaines@mpsdown.org

School Accountability Grade Components

Mississippi's accountability system assigns "A" through "F" letter grades for schools and districts. Grades are based on student achievement, student growth, student participation in testing, and other academic measures.

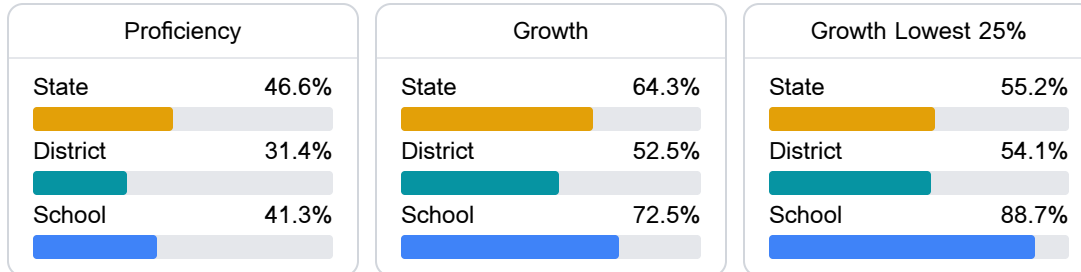
Math

Measurements of student performance on the statewide math assessment.



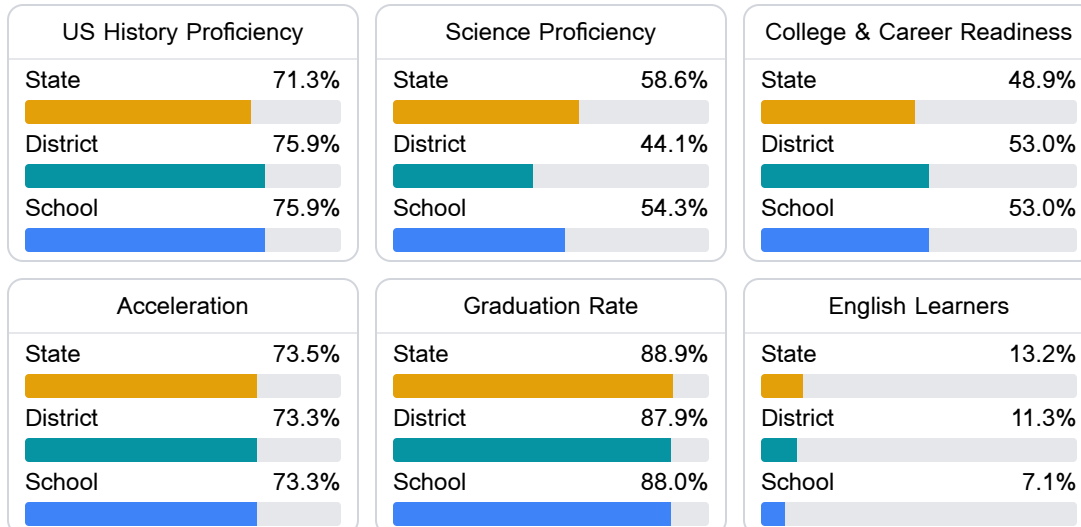
English

Measurements of student performance on the statewide English language arts (ELA) assessment.



Other Measures

Other measurements of student performance that factor into the accountability grade.



Teacher Data

47.8

Teachers



77.7%

Experienced Teachers

1.7%

Provisional Teachers

96.2%

In-Field Teachers

Detailed Assessment and Other Data

Student Performance

The following information shows each level of student performance on statewide assessments.

Math

Level 1		Level 2		Level 3		Level 4		Level 5	
State	0-10%	State	11-20%	State	21-30%	State	31-40%	State	11-20%
District	12.5%	District	25.7%	District	34.4%	District	21.4%	District	6.1%
School	N/A	School	0-10%	School	31-40%	School	51-60%	School	0-10%
Minimal		Basic		Passing		Proficient		Advanced	

English

Level 1		Level 2		Level 3		Level 4		Level 5	
State	8.3%	State	17.0%	State	29.7%	State	29.3%	State	15.7%
District	12.5%	District	24.5%	District	32.8%	District	23.2%	District	7.0%
School	5.2%	School	22.7%	School	35.1%	School	29.2%	School	7.8%
Minimal		Basic		Passing		Proficient		Advanced	

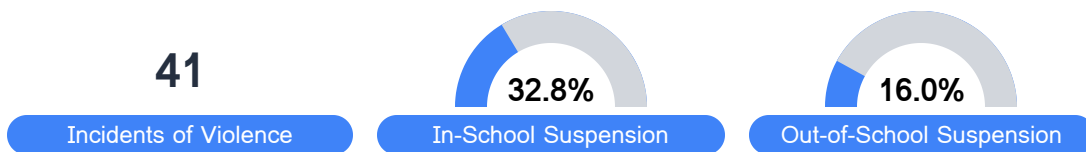
Science

Level 1		Level 2		Level 3		Level 4		Level 5	
State	11.4%	State	11.9%	State	20.8%	State	33.6%	State	22.3%
District	14.4%	District	16.8%	District	26.3%	District	31.2%	District	11.3%
School	8.3%	School	16.0%	School	25.7%	School	36.8%	School	13.2%
Minimal		Basic		Passing		Proficient		Advanced	

Student Assessment Participation



Discipline



Other Data



34.0 %

Chronic Absenteeism



\$17,598.31

Per-Pupil Expenditure



63.4 %

Post-Secondary Enrollment



54.4%

Advanced Course Participation