



East Central Lower Elementary

Jackson County School District



5621 Highway 614
Moss Point, MS 39562



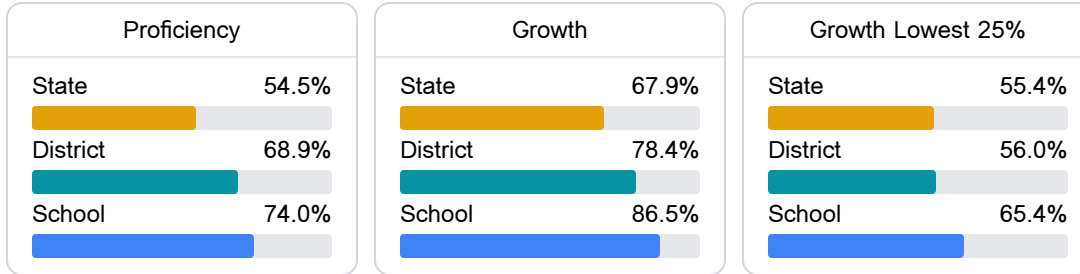
ANGELA SIEVERS
asj3211@jcsd.ms

School Accountability Grade Components

Mississippi's accountability system assigns "A" through "F" letter grades for schools and districts. Grades are based on student achievement, student growth, student participation in testing, and other academic measures.

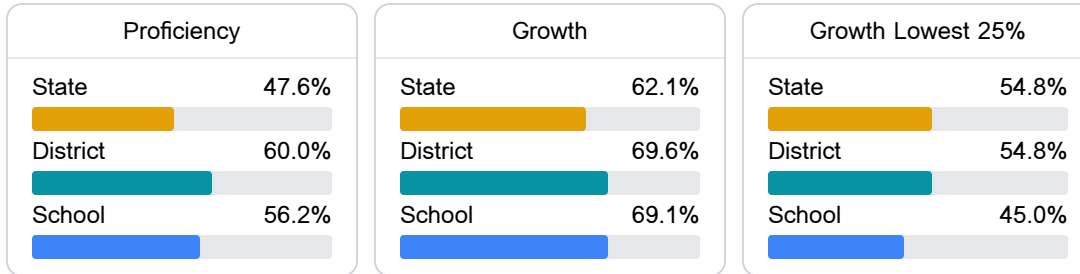
Math

Measurements of student performance on the statewide math assessment.



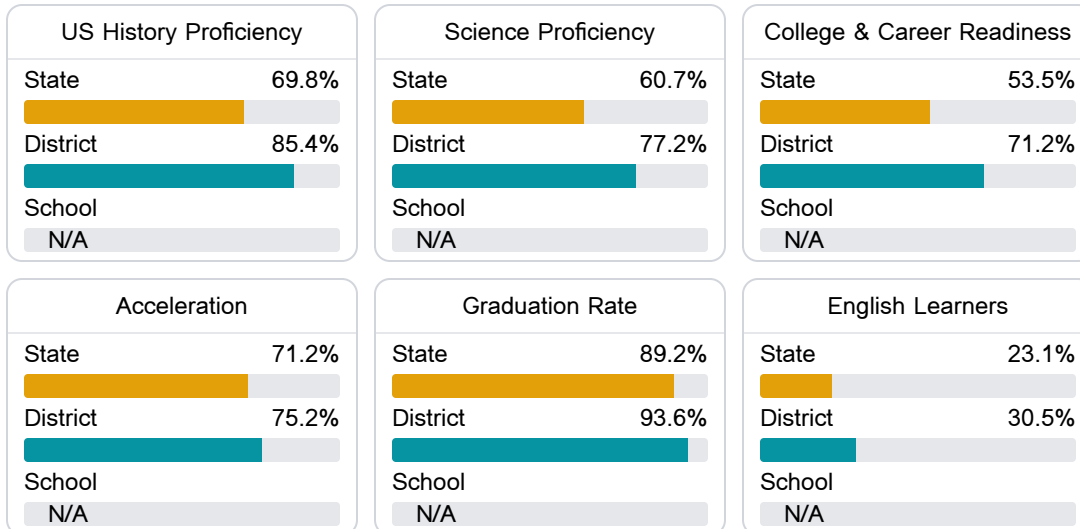
English

Measurements of student performance on the statewide English language arts (ELA) assessment.



Other Measures

Other measurements of student performance that factor into the accountability grade.



Detailed Assessment and Other Data

Student Performance

The following information shows each level of student performance on statewide assessments.

Math

| Level 1 | | Level 2 | | Level 3 | | Level 4 | | Level 5 | |
|----------|-------|----------|--------|----------|--------|------------|--------|----------|--------|
| State | 0-10% | State | 11-20% | State | 21-30% | State | 31-40% | State | 11-20% |
| | | | | | | | | | |
| District | 0-10% | District | 0-10% | District | 21-30% | District | 31-40% | District | 21-30% |
| | | | | | | | | | |
| School | N/A | School | N/A | School | N/A | School | N/A | School | N/A |
| Minimal | | Basic | | Passing | | Proficient | | Advanced | |

English

| Level 1 | | Level 2 | | Level 3 | | Level 4 | | Level 5 | |
|----------|-------|----------|--------|----------|--------|------------|--------|----------|--------|
| State | 8.8% | State | 16.5% | State | 29.4% | State | 29.5% | State | 15.9% |
| | | | | | | | | | |
| District | 0-10% | District | 11-20% | District | 21-30% | District | 31-40% | District | 21-30% |
| | | | | | | | | | |
| School | N/A | School | N/A | School | N/A | School | N/A | School | N/A |
| Minimal | | Basic | | Passing | | Proficient | | Advanced | |

Science

| Level 1 | | Level 2 | | Level 3 | | Level 4 | | Level 5 | |
|----------|-------|----------|-------|----------|--------|------------|--------|----------|--------|
| State | 12.3% | State | 11.8% | State | 20.1% | State | 33.9% | State | 21.9% |
| | | | | | | | | | |
| District | 0-10% | District | 0-10% | District | 11-20% | District | 31-40% | District | 31-40% |
| | | | | | | | | | |
| School | N/A | School | N/A | School | N/A | School | N/A | School | N/A |
| Minimal | | Basic | | Passing | | Proficient | | Advanced | |

Other Data



26.0%

Chronic Absenteeism