



## Vanceleave High School

Jackson County School District



12424 Hwy 57  
Vanceleave, MS 39565



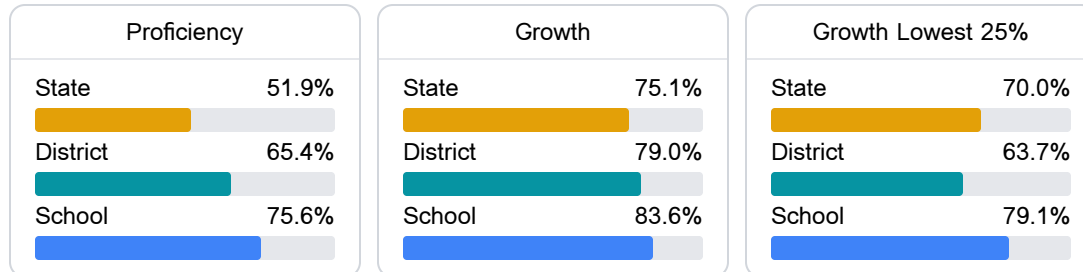
RAINA HOLMES  
rhj1911@jcsd.ms

### School Accountability Grade Components

Mississippi's accountability system assigns "A" through "F" letter grades for schools and districts. Grades are based on student achievement, student growth, student participation in testing, and other academic measures.

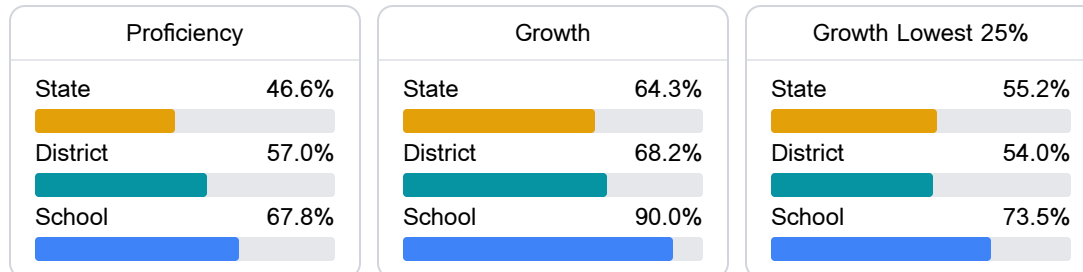
#### Math

Measurements of student performance on the statewide math assessment.



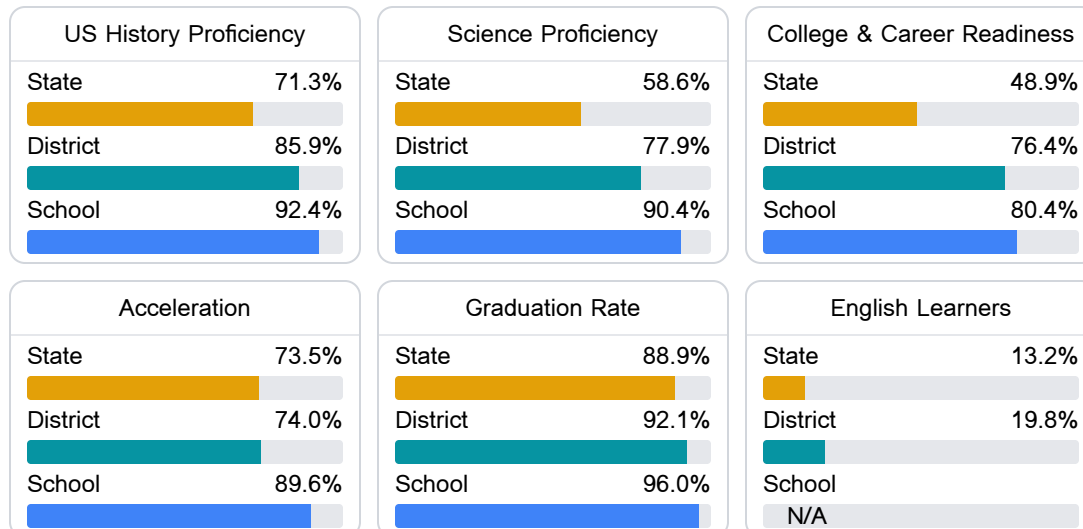
#### English

Measurements of student performance on the statewide English language arts (ELA) assessment.



#### Other Measures

Other measurements of student performance that factor into the accountability grade.



### Teacher Data

45.9

Teachers



95.1%

Experienced Teachers

0.0%

Provisional Teachers

99.8%

In-Field Teachers

## Detailed Assessment and Other Data

## Student Performance

The following information shows each level of student performance on statewide assessments.

## Math

Level 1		Level 2		Level 3		Level 4		Level 5	
State	0-10%	State	11-20%	State	21-30%	State	31-40%	State	11-20%
District	0-10%	District	0-10%	District	21-30%	District	31-40%	District	21-30%
School	N/A	School	0-10%	School	21-30%	School	51-60%	School	11-20%
Minimal		Basic		Passing		Proficient		Advanced	

## English

Level 1		Level 2		Level 3		Level 4		Level 5	
State	8.3%	State	17.0%	State	29.7%	State	29.3%	State	15.7%
District	0-10%	District	11-20%	District	21-30%	District	31-40%	District	11-20%
School	0-10%	School	0-10%	School	21-30%	School	21-30%	School	31-40%
Minimal		Basic		Passing		Proficient		Advanced	

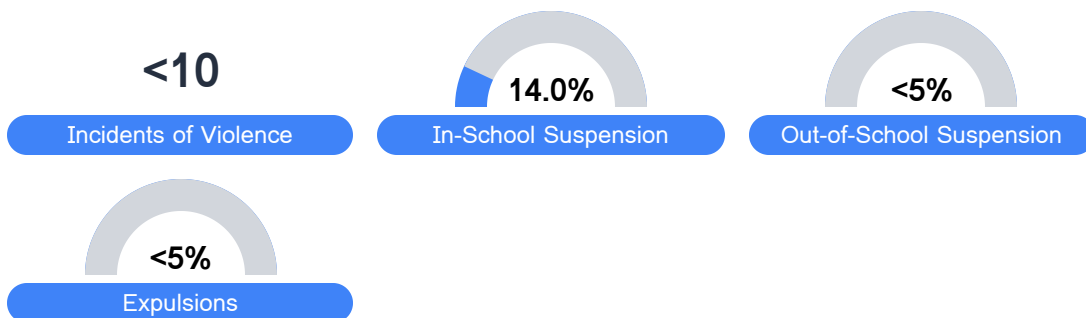
## Science

Level 1		Level 2		Level 3		Level 4		Level 5	
State	11.4%	State	11.9%	State	20.8%	State	33.6%	State	22.3%
District	0-10%	District	0-10%	District	11-20%	District	31-40%	District	31-40%
School	0-10%	School	0-10%	School	11-20%	School	31-40%	School	41-50%
Minimal		Basic		Passing		Proficient		Advanced	

## Student Assessment Participation



## Discipline



## Other Data



17.8 %

Chronic Absenteeism



\$11,814.00

Per-Pupil Expenditure



62.8 %

Post-Secondary Enrollment



59.7%

Advanced Course Participation