



Vanceleave High School

Jackson County School District



12424 Hwy 57
Vanceleave, MS 39565



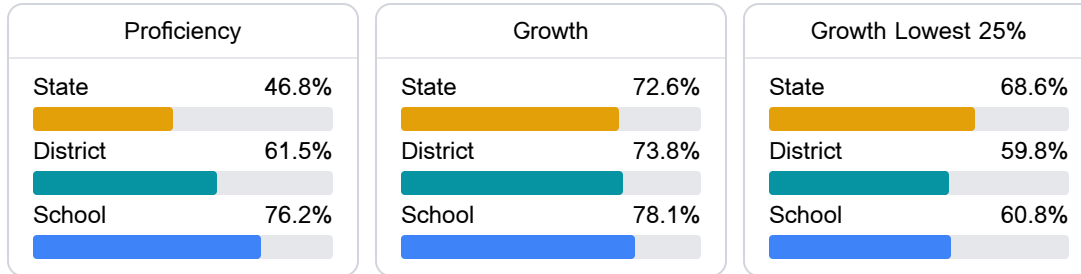
RAINA HOLMES
rhj1911@jcsd.ms

School Accountability Grade Components

Mississippi's accountability system assigns "A" through "F" letter grades for schools and districts. Grades are based on student achievement, student growth, student participation in testing, and other academic measures. COVID - 19 pandemic disruptions continue to be reflected in 2021 - 2022 accountability data, particularly growth data.

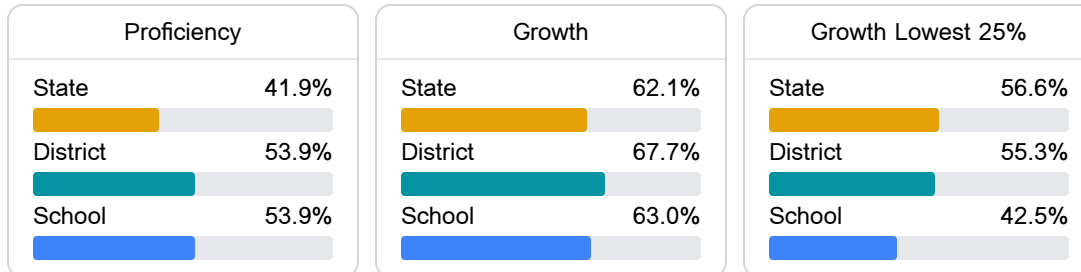
Math

Measurements of student performance on the statewide math assessment.



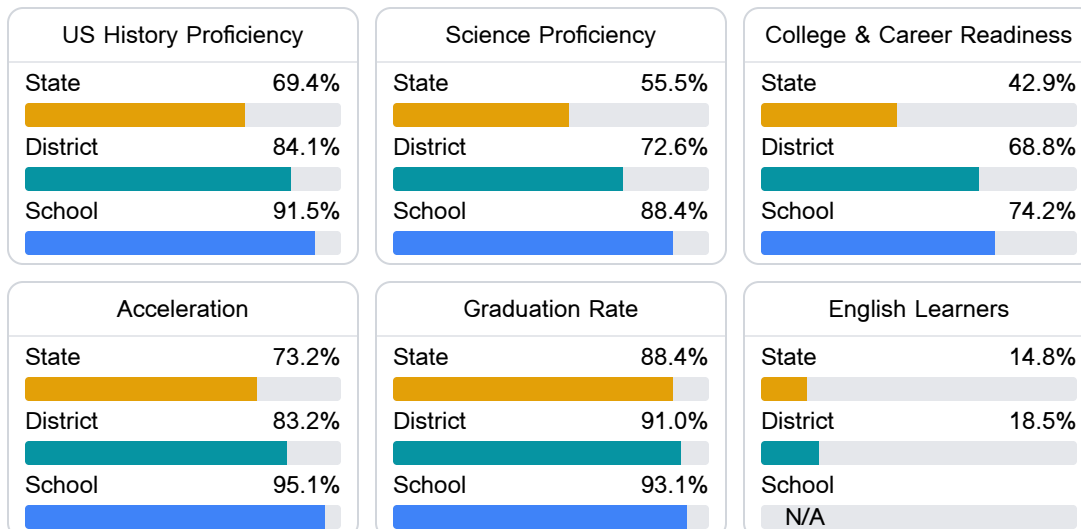
English

Measurements of student performance on the statewide English language arts (ELA) assessment.



Other Measures

Other measurements of student performance that factor into the accountability grade.



Teacher Data

48.8

Teachers



94.2%

Experienced Teachers

2.1%

Provisional Teachers

99.7%

In-Field Teachers

Detailed Assessment and Other Data

Student Performance

The following information shows each level of student performance on statewide assessments.

Math

Level 1		Level 2		Level 3		Level 4		Level 5	
State	7.0%	State	19.3%	State	27.3%	State	31.5%	State	15.0%
District	0-10%	District	11-20%	District	21-30%	District	31-40%	District	21-30%
School	N/A	School	0-10%	School	11-20%	School	51-60%	School	21-30%
Minimal		Basic		Passing		Proficient		Advanced	

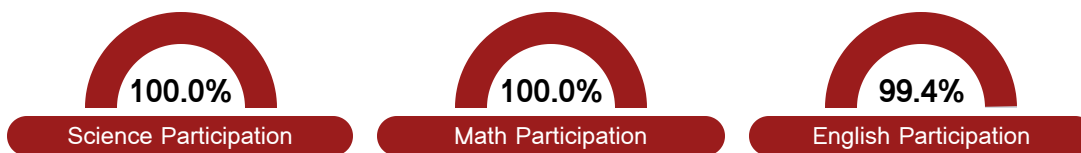
English

Level 1		Level 2		Level 3		Level 4		Level 5	
State	8.6%	State	18.9%	State	31.3%	State	29.1%	State	12.1%
District	0-10%	District	11-20%	District	21-30%	District	31-40%	District	11-20%
School	0-10%	School	11-20%	School	21-30%	School	21-30%	School	21-30%
Minimal		Basic		Passing		Proficient		Advanced	

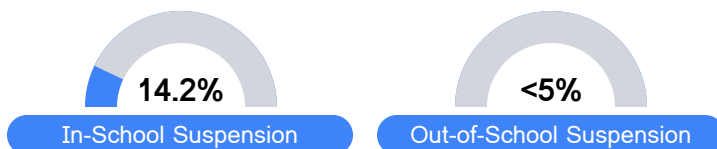
Science

Level 1		Level 2		Level 3		Level 4		Level 5	
State	11.0%	State	12.4%	State	22.5%	State	34.7%	State	19.4%
District	0-10%	District	0-10%	District	11-20%	District	31-40%	District	31-40%
School	0-10%	School	0-10%	School	0-10%	School	51-60%	School	31-40%
Minimal		Basic		Passing		Proficient		Advanced	

Student Assessment Participation



Discipline



Other Data



25.3 %

Chronic Absenteeism



\$11,035.87

Per-Pupil Expenditure



69.6 %

Post-Secondary Enrollment



74.4%

Advanced Course Participation