



## St Martin Upper Elementary

Jackson County School District



11000 Yellow Jacket Blvd.  
Ocean Springs, MS 39564



Valerie Martino  
vmj191@jcsd.ms

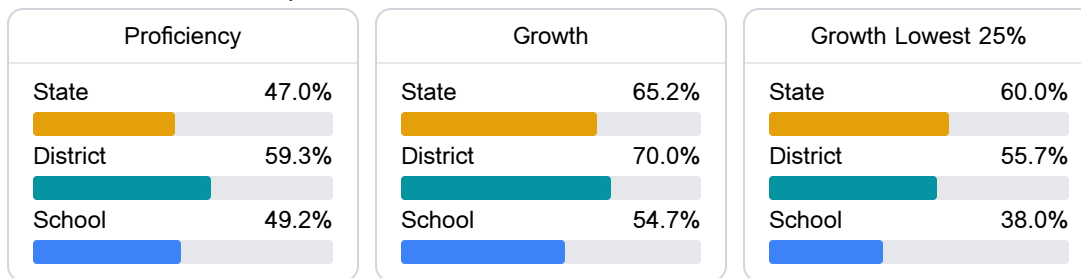
Identified for **Additional Targeted Support and Improvement**

### School Accountability Grade Components

Mississippi's accountability system assigns "A" through "F" letter grades for schools and districts. Grades are based on student achievement, student growth, student participation in testing, and other academic measures.

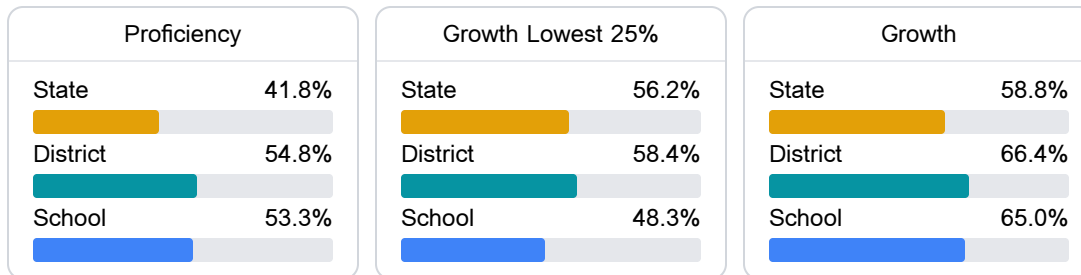
#### Math

Measurements of student performance on the statewide math assessment.



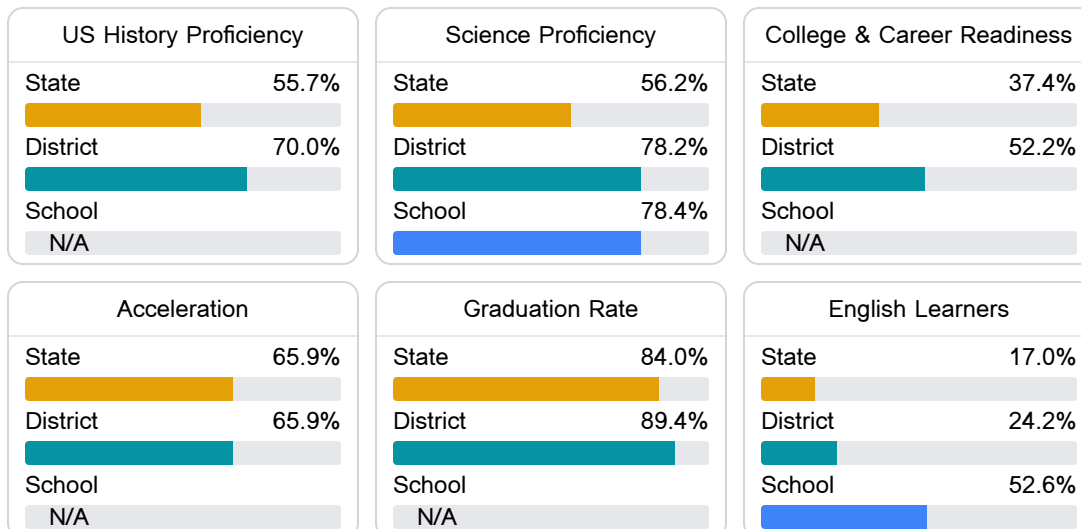
#### English

Measurements of student performance on the statewide English language arts (ELA) assessment.



#### Other Measures

Other measurements of student performance that factor into the accountability grade.



### Teacher Data

41.4

Teachers



92.8%

Experienced Teachers

0.0%

Provisional Teachers

98.2%

In-Field Teachers

## Detailed Assessment and Other Data

### Student Performance

The following information shows each level of student performance on statewide assessments.

#### Math

Level 1	Level 2	Level 3	Level 4	Level 5
State 5.6%	State 17.7%	State 31.2%	State 31.3%	State 14.1%
District 0-10%	District 11-20%	District 21-30%	District 31-40%	District 11-20%
School 0-10%	School 11-20%	School 31-40%	School 21-30%	School 11-20%
Minimal	Basic	Passing	Proficient	Advanced

#### English

Level 1	Level 2	Level 3	Level 4	Level 5
State 6.8%	State 19.6%	State 33.5%	State 28.9%	State 11.2%
District 0-10%	District 11-20%	District 31-40%	District 31-40%	District 11-20%
School 0-10%	School 11-20%	School 21-30%	School 31-40%	School 11-20%
Minimal	Basic	Passing	Proficient	Advanced

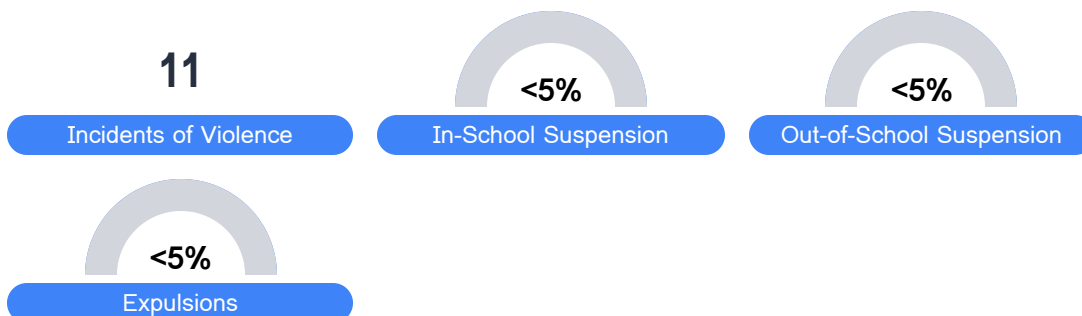
#### Science

Level 1	Level 2	Level 3	Level 4	Level 5
State 10.3%	State 13.6%	State 23.4%	State 36.0%	State 16.7%
District 0-10%	District 0-10%	District 11-20%	District 41-50%	District 21-30%
School 5.8%	School 10.9%	School 20.4%	School 45.2%	School 17.7%
Minimal	Basic	Passing	Proficient	Advanced

### Student Assessment Participation



### Discipline



\* Source: 2017-2018 Civil Rights Data Collection

### Other Data



10.9%

Chronic Absenteeism



\$7,446.77

Per-Pupil Expenditure