



Tremont Attendance Center

Itawamba County School District



320 School Loop
Tremont, MS 38876



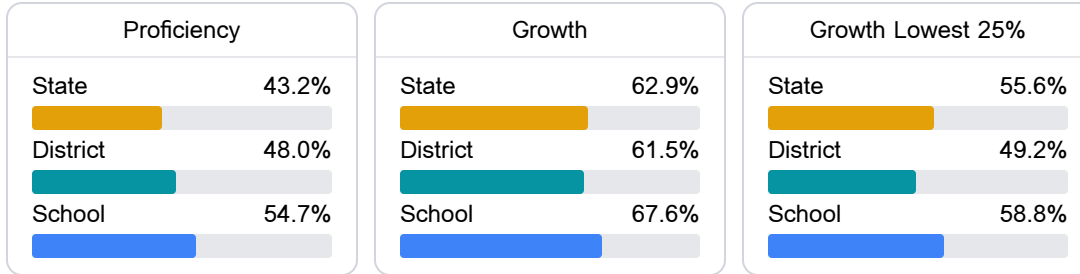
CARLI MINGA
cmminga@itawambacountyschools.com

School Accountability Grade Components

Mississippi's accountability system assigns "A" through "F" letter grades for schools and districts. Grades are based on student achievement, student growth, student participation in testing, and other academic measures.

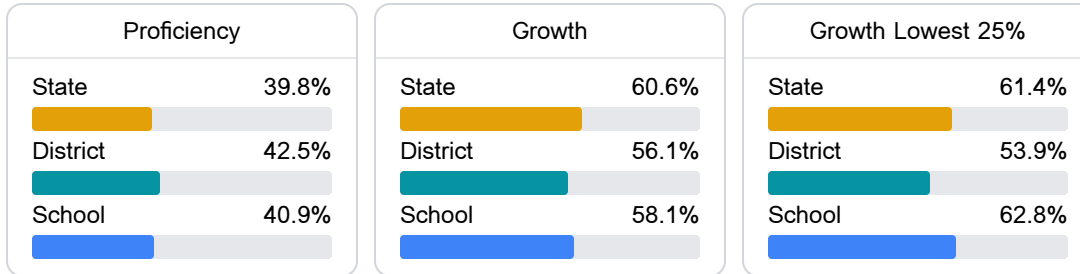
Math

Measurements of student performance on the statewide math assessment.



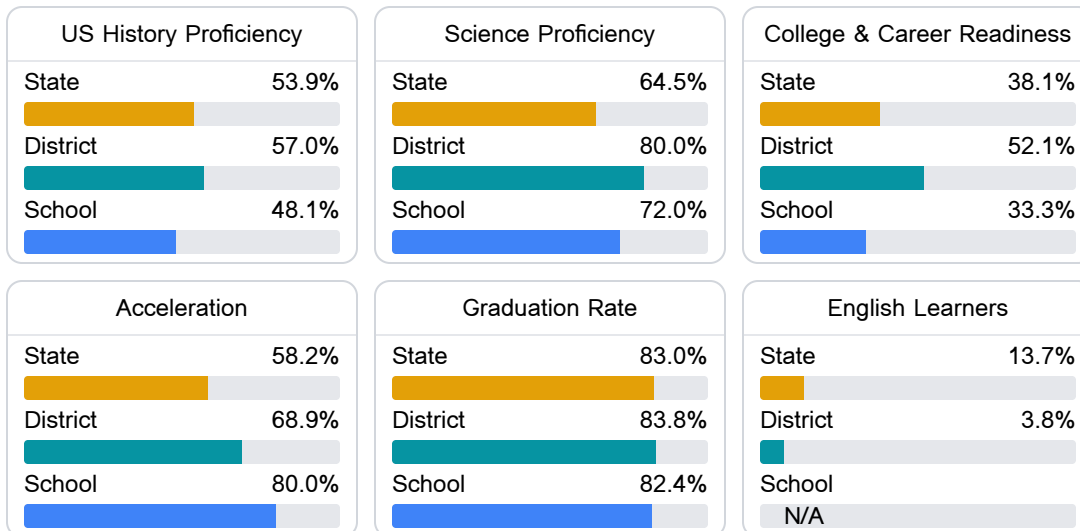
English

Measurements of student performance on the statewide English language arts (ELA) assessment.



Other Measures

Other measurements of student performance that factor into the accountability grade.



Detailed Assessment and Other Data

Student Performance

The following information shows each level of student performance on statewide assessments.

Math

Level 1		Level 2		Level 3		Level 4		Level 5	
State	6.8%	State	20.9%	State	30.5%	State	29.9%	State	11.9%
District	0-10%	District	11-20%	District	31-40%	District	31-40%	District	0-10%
School	0-10%	School	0-10%	School	31-40%	School	41-50%	School	0-10%
Minimal		Basic		Passing		Proficient		Advanced	

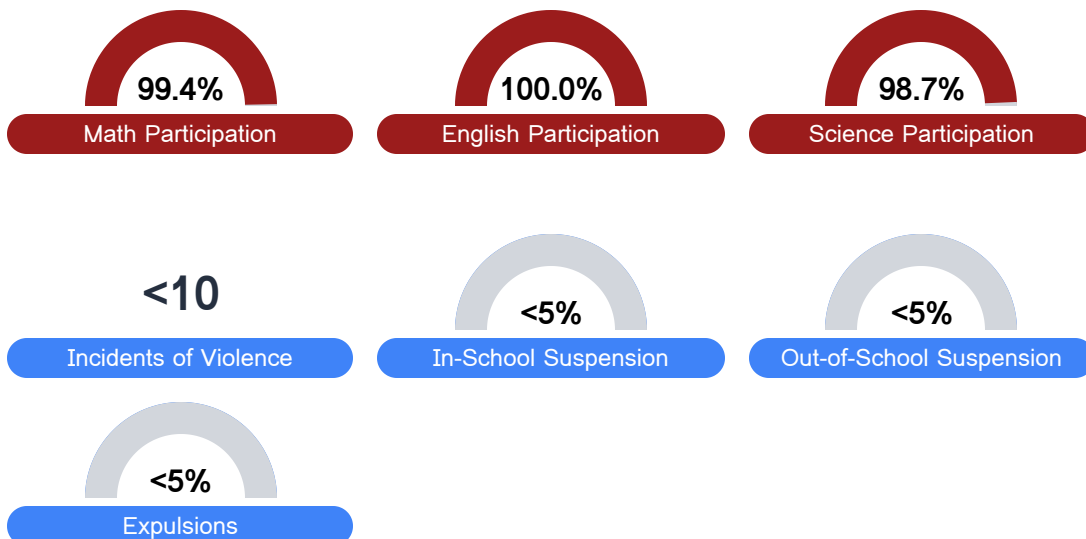
English

Level 1		Level 2		Level 3		Level 4		Level 5	
State	7.4%	State	20.4%	State	33.7%	State	29.0%	State	9.4%
District	0-10%	District	11-20%	District	31-40%	District	31-40%	District	0-10%
School	0-10%	School	11-20%	School	31-40%	School	31-40%	School	0-10%
Minimal		Basic		Passing		Proficient		Advanced	

Science

Level 1		Level 2		Level 3		Level 4	
State	13.6%	State	24.0%	State	20.7%	State	20.7%
District	0-10%	District	11-20%	District	21-30%	District	21-30%
School	9.7%	School	20.8%	School	19.4%	School	19.4%
Minimal		Basic		Proficient		Advanced	

Student Assessment Participation



* Source: 2017-2018 Civil Rights Data Collection

Other Data



17.5%

Chronic Absenteeism



\$8,840.94

Per-Pupil Expenditure



71.4%

Post-Secondary Enrollment



52.1%

Advanced Course Participation