

B Humphreys County High School

Humphreys County School District

700 Cohn Street
Belzoni, MS 39038

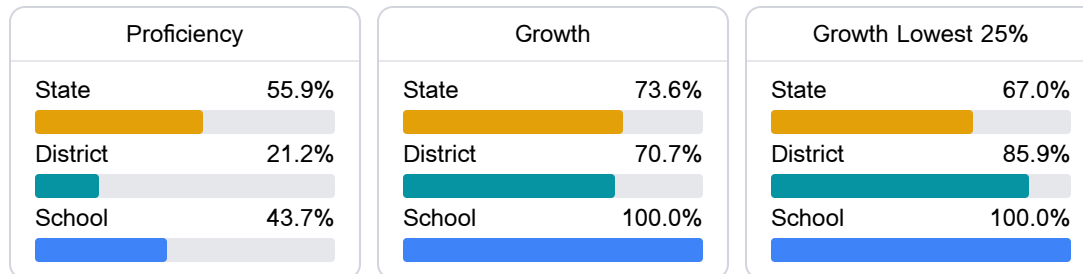
Shawana Lee-Powell
snlee@masd.k12.ms.us

School Accountability Grade Components

Mississippi's accountability system assigns "A" through "F" letter grades for schools and districts. Grades are based on student achievement, student growth, student participation in testing, and other academic measures.

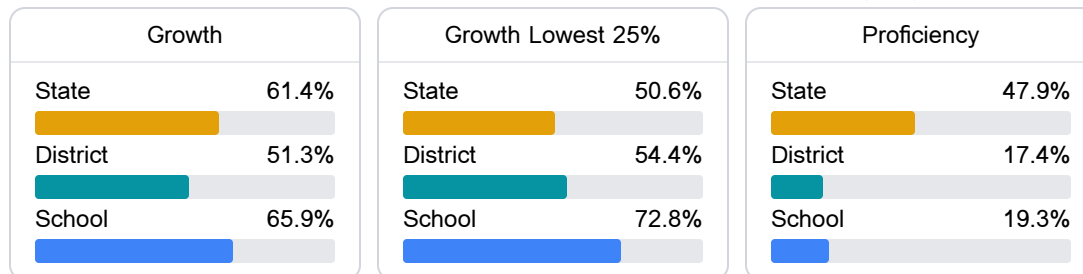
Math

Measurements of student performance on the statewide math assessment.



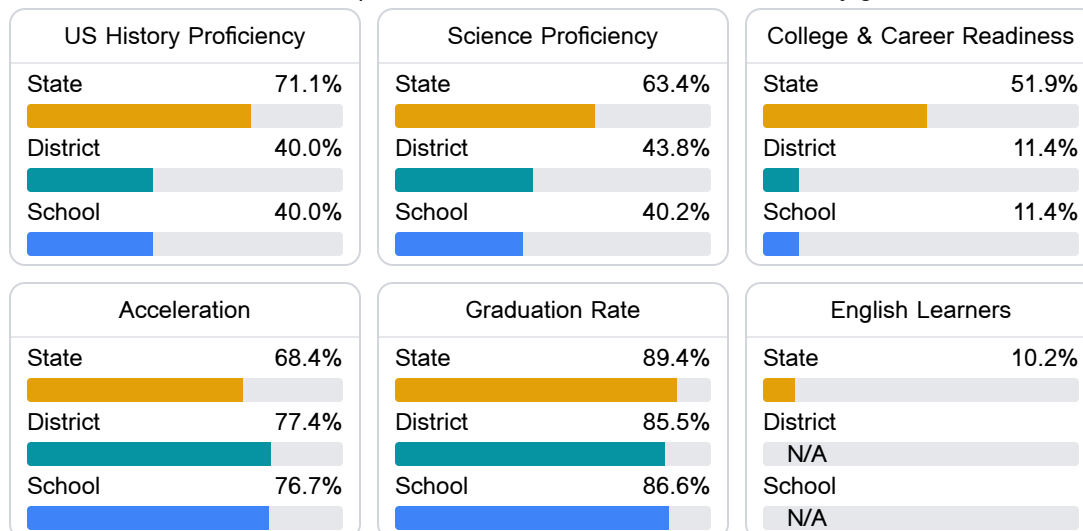
English

Measurements of student performance on the statewide English language arts (ELA) assessment.



Other Measures

Other measurements of student performance that factor into the accountability grade.



Teacher Data

28.8

Teachers



61.8%

Experienced Teachers

7.0%

Provisional Teachers

82.0%

In-Field Teachers

Detailed Assessment and Other Data

Student Performance

The following information shows each level of student performance on statewide assessments.

Math

Level 1		Level 2		Level 3		Level 4		Level 5	
State	0-10%	State	11-20%	State	21-30%	State	31-40%	State	11-20%
District	0-10%	District	31-40%	District	31-40%	District	11-20%	District	0-10%
School	N/A	School	11.8%	School	43.6%	School	37.3%	School	7.3%
Minimal		Basic		Passing		Proficient		Advanced	

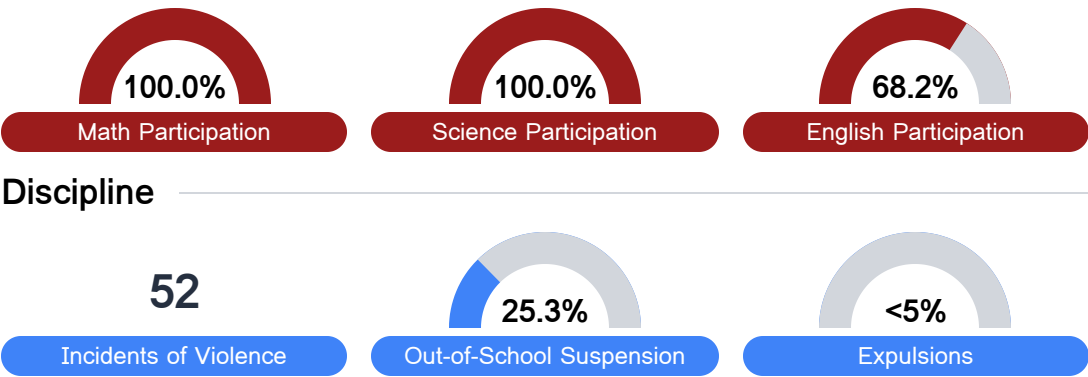
English

Level 1		Level 2		Level 3		Level 4		Level 5	
State	9.1%	State	17.9%	State	27.3%	State	28.8%	State	16.9%
District	11-20%	District	31-40%	District	31-40%	District	11-20%	District	0-10%
School	11-20%	School	41-50%	School	21-30%	School	0-10%	School	0-10%
Minimal		Basic		Passing		Proficient		Advanced	

Science

Level 1		Level 2		Level 3		Level 4		Level 5	
State	11.2%	State	11.0%	State	19.5%	State	34.8%	State	23.5%
District	15.0%	District	17.5%	District	23.9%	District	30.4%	District	13.2%
School	22.5%	School	20.2%	School	17.1%	School	24.8%	School	15.5%
Minimal		Basic		Passing		Proficient		Advanced	

Student Assessment Participation



Other Data

