

B Humphreys County High School

Humphreys County School District

700 Cohn Street
Belzoni, MS 39038

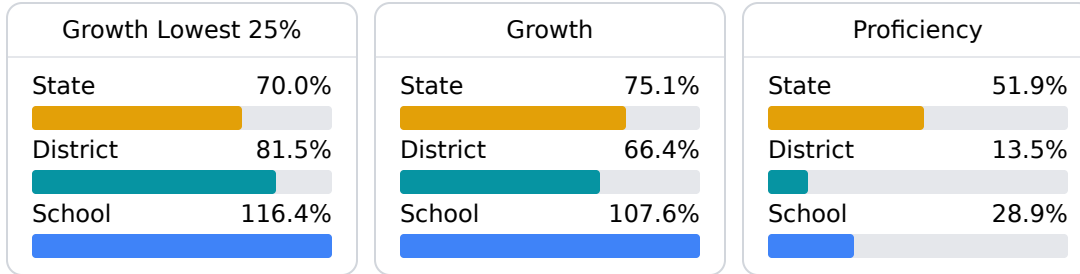
Shawana Lee-Powell
snlee@masd.k12.ms.us

School Accountability Grade Components

Mississippi's accountability system assigns "A" through "F" letter grades for schools and districts. Grades are based on student achievement, student growth, student participation in testing, and other academic measures.

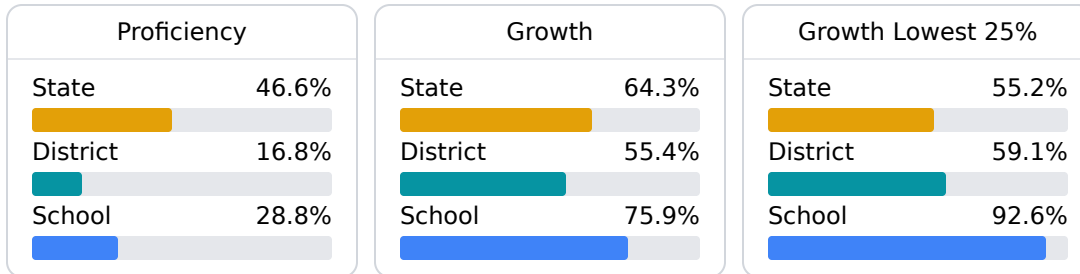
Math

Measurements of student performance on the statewide math assessment.



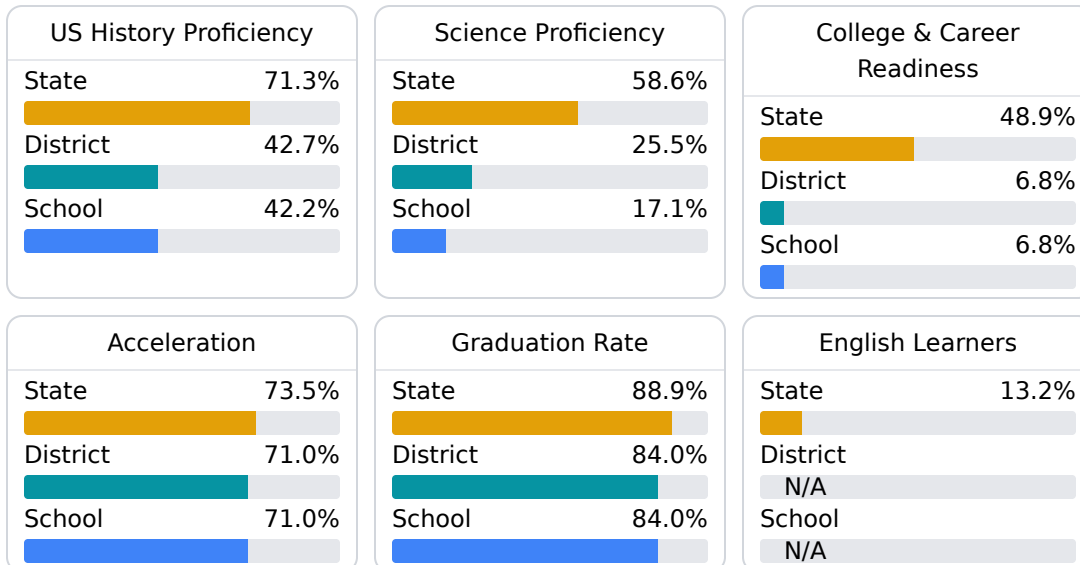
English

Measurements of student performance on the statewide English language arts (ELA) assessment.



Other Measures

Other measurements of student performance that factor into the accountability grade.



Teacher Data

27.9

Teachers



70.3%

Experienced Teachers

15.1%

Provisional Teachers

87.6%

In-Field Teachers

Detailed Assessment and Other Data

Student Performance

The following information shows each level of student performance on statewide assessments.

Math

Level 1	Level 2	Level 3	Level 4	Level 5
State 0-10%	State 11-20%	State 21-30%	State 31-40%	State 11-20%
District 11-20%	District 31-40%	District 21-30%	District 11-20%	District 0-10%
School 0-10%	School 11-20%	School 41-50%	School 31-40%	School 0-10%
Minimal	Basic	Passing	Proficient	Advanced

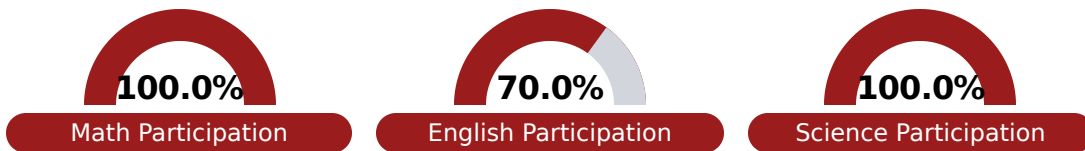
English

Level 1	Level 2	Level 3	Level 4	Level 5
State 8.3%	State 17.0%	State 29.7%	State 29.3%	State 15.7%
District 21-30%	District 31-40%	District 21-30%	District 11-20%	District 0-10%
School 15.5%	School 38.5%	School 26.1%	School 13.0%	School 6.8%
Minimal	Basic	Passing	Proficient	Advanced

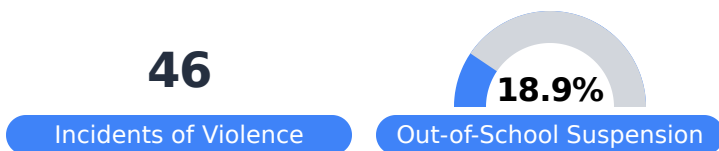
Science

Level 1	Level 2	Level 3	Level 4	Level 5
State 11.4%	State 11.9%	State 20.8%	State 33.6%	State 22.3%
District 18.7%	District 24.4%	District 25.9%	District 22.9%	District 8.1%
School 19.9%	School 20.6%	School 27.7%	School 20.6%	School 11.4%
Minimal	Basic	Passing	Proficient	Advanced

Student Assessment Participation



Discipline



Other Data



28.7%

Chronic Absenteeism



\$14,943.14

Per-Pupil Expenditure



16.7%

Post-Secondary Enrollment



>95%

Advanced Course Participation