



Ida Greene Elementary School

Humphreys County School District



209 Fourth Street
Belzoni, MS 39038



LaCourtney Landfair
llandfair@masd.k12.ms.us

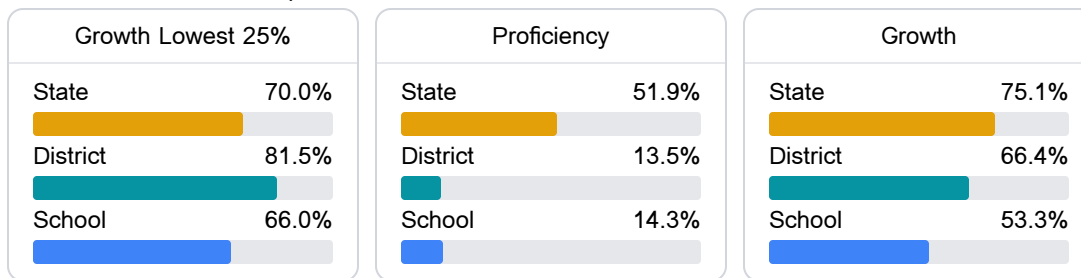
Identified for **Comprehensive Support and Improvement**

School Accountability Grade Components

Mississippi's accountability system assigns "A" through "F" letter grades for schools and districts. Grades are based on student achievement, student growth, student participation in testing, and other academic measures.

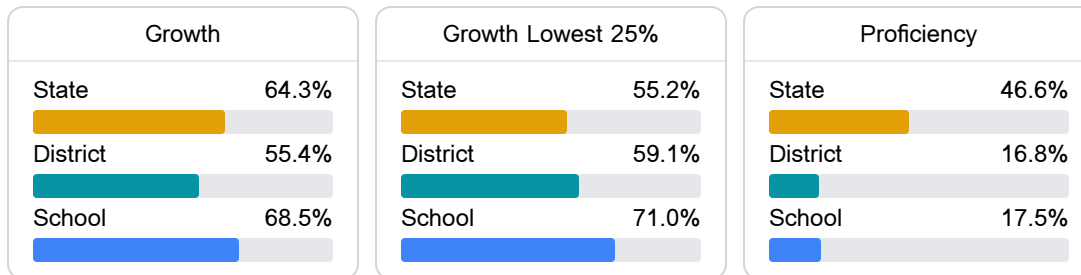
Math

Measurements of student performance on the statewide math assessment.



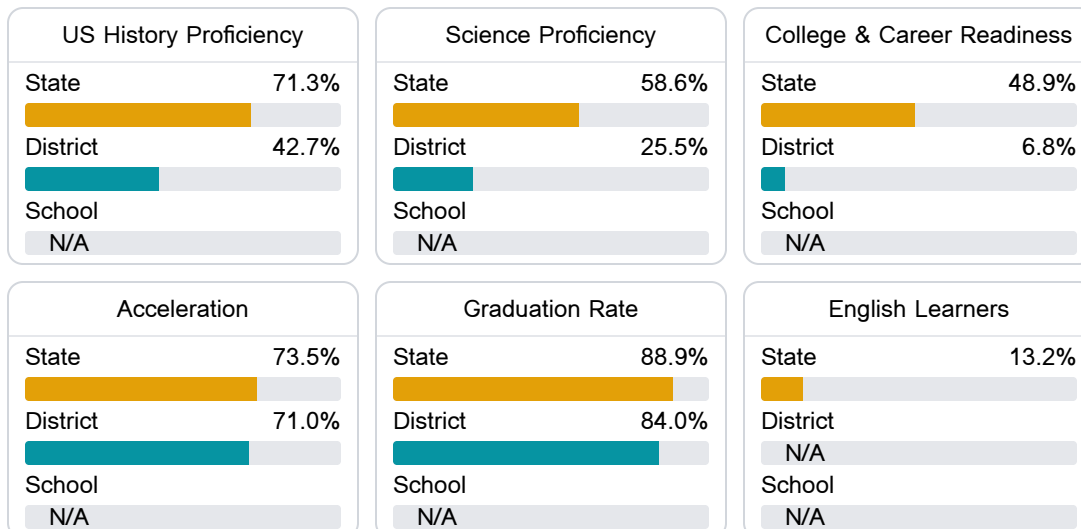
English

Measurements of student performance on the statewide English language arts (ELA) assessment.



Other Measures

Other measurements of student performance that factor into the accountability grade.



Teacher Data

20.6

Teachers



77.8%

Experienced Teachers

12.3%

Provisional Teachers

96.8%

In-Field Teachers

Detailed Assessment and Other Data

Student Performance

The following information shows each level of student performance on statewide assessments.

Math

| Level 1 | | Level 2 | | Level 3 | | Level 4 | | Level 5 | |
|----------|--------|----------|--------|----------|--------|------------|--------|----------|--------|
| State | 0-10% | State | 11-20% | State | 21-30% | State | 31-40% | State | 11-20% |
| District | 11-20% | District | 31-40% | District | 21-30% | District | 11-20% | District | 0-10% |
| School | 21-30% | School | 31-40% | School | 21-30% | School | 11-20% | School | 0-10% |
| Minimal | | Basic | | Passing | | Proficient | | Advanced | |

English

| Level 1 | | Level 2 | | Level 3 | | Level 4 | | Level 5 | |
|----------|--------|----------|--------|----------|--------|------------|--------|----------|-------|
| State | 8.3% | State | 17.0% | State | 29.7% | State | 29.3% | State | 15.7% |
| District | 21-30% | District | 31-40% | District | 21-30% | District | 11-20% | District | 0-10% |
| School | 21-30% | School | 21-30% | School | 21-30% | School | 11-20% | School | 0-10% |
| Minimal | | Basic | | Passing | | Proficient | | Advanced | |

Science

| Level 1 | | Level 2 | | Level 3 | | Level 4 | | Level 5 | |
|----------|-------|----------|-------|----------|-------|------------|-------|----------|-------|
| State | 11.4% | State | 11.9% | State | 20.8% | State | 33.6% | State | 22.3% |
| District | 18.7% | District | 24.4% | District | 25.9% | District | 22.9% | District | 8.1% |
| School | N/A | School | N/A | School | N/A | School | N/A | School | N/A |
| Minimal | | Basic | | Passing | | Proficient | | Advanced | |

Student Assessment Participation



Discipline

Other Data



15.1 %

Chronic Absenteeism



\$12,552.50

Per-Pupil Expenditure