



## S V Marshall Elementary School

Holmes Consolidated School District



12572 Highway 12  
Lexington, MS 39169



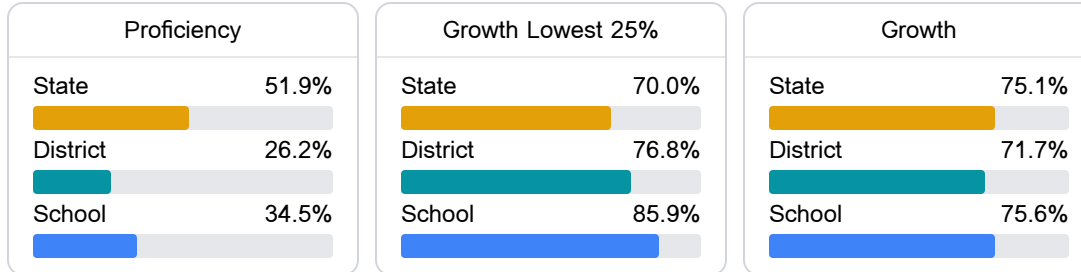
Natasha Simmons  
[natasha.simmons@holmesccsd.org](mailto:natasha.simmons@holmesccsd.org)

### School Accountability Grade Components

Mississippi's accountability system assigns "A" through "F" letter grades for schools and districts. Grades are based on student achievement, student growth, student participation in testing, and other academic measures.

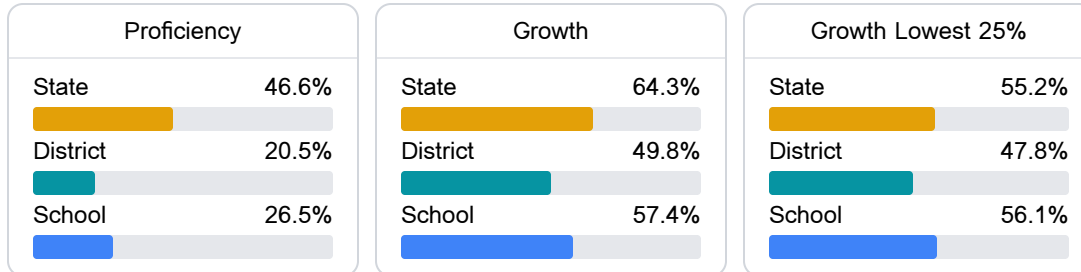
#### Math

Measurements of student performance on the statewide math assessment.



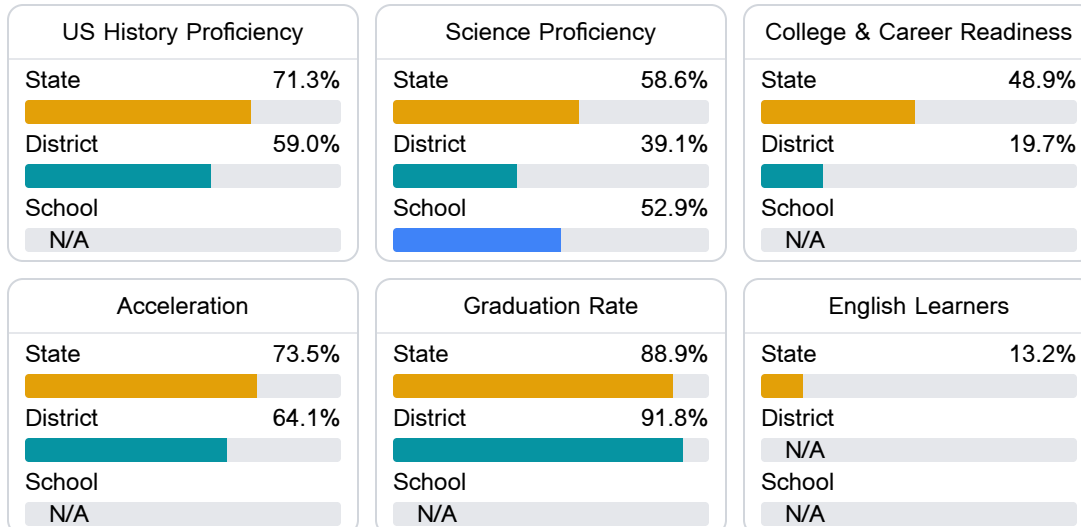
#### English

Measurements of student performance on the statewide English language arts (ELA) assessment.



#### Other Measures

Other measurements of student performance that factor into the accountability grade.



### Teacher Data

15.3

Teachers



57.7%

Experienced Teachers

13.1%

Provisional Teachers

69.9%

In-Field Teachers

## Detailed Assessment and Other Data

## Student Performance

The following information shows each level of student performance on statewide assessments.

## Math

Level 1		Level 2		Level 3		Level 4		Level 5	
State	0-10%	State	11-20%	State	21-30%	State	31-40%	State	11-20%
District	0-10%	District	21-30%	District	31-40%	District	21-30%	District	0-10%
School	6.0%	School	28.2%	School	36.8%	School	18.8%	School	10.3%
Minimal		Basic		Passing		Proficient		Advanced	

## English

Level 1		Level 2		Level 3		Level 4		Level 5	
State	8.3%	State	17.0%	State	29.7%	State	29.3%	State	15.7%
District	21-30%	District	21-30%	District	31-40%	District	11-20%	District	0-10%
School	16.2%	School	31.6%	School	27.4%	School	19.7%	School	5.1%
Minimal		Basic		Passing		Proficient		Advanced	

## Science

Level 1		Level 2		Level 3		Level 4		Level 5	
State	11.4%	State	11.9%	State	20.8%	State	33.6%	State	22.3%
District	21.6%	District	19.5%	District	24.0%	District	29.1%	District	5.8%
School	13.5%	School	10.8%	School	21.6%	School	40.5%	School	13.5%
Minimal		Basic		Passing		Proficient		Advanced	

## Student Assessment Participation



## Discipline



## Other Data



24.9%

Chronic Absenteeism



\$15,649.38

Per-Pupil Expenditure